



## Product Catalog

### Partner in Parts



**Cabins**



**Driver's seats**



**Hand pallet truck**



**Tyres, wheels,  
bearings**



**Electric**



**Maintenance**



**Accessories**



**Service tool**



**Merchandise**

Document No.: PB-EU106 - ENG - Rev: 1.3

Part No.: 4580685

Date: 2019-12

CMHEU

© **Copyright by**

CLARK Europe GmbH

Dr.-Alfred-Herrhausen-Allee 33  
47228 Duisburg/Germany

Tel.: +49 (0)2065 499 13-0  
Fax: +49 (0)2065 499 13-290

E-Mail: [info-europe@clarkmheu.com](mailto:info-europe@clarkmheu.com)  
[www.clarkmheu.com](http://www.clarkmheu.com)

This document and any attachments are protected by copyright.

## Table of Contents

<b>List of Figures .....</b>	<b>8</b>
<b>List of Tables.....</b>	<b>9</b>
<b>1 Basic Manual.....</b>	<b>12</b>
1.1 Catalog structure .....	13
1.2 Basic Navigation and Controls.....	14
1.2.1 HOT Keys.....	14
1.2.2 Navigation by Mouse .....	14
1.2.2.1 Bookmarks.....	14
1.2.2.2 Category Pictures .....	14
1.2.2.3 Buttons.....	15
1.3 Abbreviations.....	16
<b>2 Cabins.....</b>	<b>18</b>
2.1 Cabins Level 1: Roof .....	19
2.2 Cabins Level 2.....	20
2.2.1 Cabins Level 2: Roof and Front .....	21
2.2.2 Cabins Level 2b: Roof, Front and Rear.....	22
2.3 Cabins Level 3a: Roof, Front, Rear and PVC sides .....	23
2.4 Cabins Level 4: Roof, Front, Rear and Doors .....	24
2.5 Cabin Options.....	25
2.5.1 Engine Bonnet Covers .....	26
2.5.2 Heater Kits.....	27
2.5.3 Interior Lights.....	28
2.5.4 Radio Kits .....	28
2.5.5 Special Cabin Options .....	29
2.6 Rain Covers.....	30
<b>3 Driver's Seats .....</b>	<b>31</b>
3.1 Driver Seats recommendations.....	31
3.2 United Seats Driver Seats .....	33
3.3 Vinyl/ PVC Driver Seats.....	35
3.4 Cloth Driver Seats .....	37
3.5 Driver Seat Accessories .....	38
3.5.1 Driver Seat Belts.....	39
3.5.2 Driver Seat Armrests .....	41
3.5.3 Driver Seat Cushions.....	42
3.5.4 Driver Seat Switches .....	43
<b>4 Hand Pallet Trucks .....</b>	<b>44</b>
4.1 Hand Pallet Trucks 2,5 t .....	46

4.2	Scissor Lift Trucks .....	48
<b>5</b>	<b>Tyres, Wheels, Bearings .....</b>	<b>49</b>
5.1	Tyres .....	50
5.1.1	Solid .....	51
5.1.1.1	Solid without Clip .....	52
5.1.1.2	Solid with Clip .....	54
5.1.2	Solid Non-Marking .....	57
5.1.2.1	Solid NM without Clip .....	58
5.1.2.2	Solid NM with Clip .....	60
5.1.3	Pneumatic (with flap/ tube) .....	62
5.2	Wheels .....	64
5.2.1	Caster Wheels .....	65
5.2.2	Drive Wheels .....	66
5.2.3	Load Wheels.....	69
5.3	Bearings.....	73
5.3.1	TIMKEN Ball Bearings .....	74
5.3.1.1	Ball Bearings for the CLARK CC Range.....	74
5.3.1.2	Ball Bearings by Ref./ Indication.....	74
5.3.2	TIMKEN Taper Roller Bearings.....	76
5.3.3	TIMKEN Bearing Cups.....	78
5.3.4	TIMKEN Bearing Cones.....	80
<b>6</b>	<b>Electric.....</b>	<b>82</b>
6.1	Back-Up Alarms and Horns .....	83
6.1.1	Back-Up Alarms.....	84
6.1.2	Horns.....	85
6.2	Lights.....	86
6.2.1	LED Lights .....	87
6.2.1.1	LED Working Lights .....	89
6.2.1.2	LED Strobe Lights.....	90
6.2.1.3	LED Rear Combi and Turn Signal Lights.....	91
6.2.2	Standard Lights.....	92
6.2.2.1	Working Lights .....	93
6.2.2.2	Strobe Lights.....	95
6.2.2.3	Rear Combi and Turn Signal Lights .....	96
6.2.3	Bulbs .....	97
6.3	Connectors .....	100
6.3.1	Deutsch Connectors .....	101
6.3.2	AMP Connectors.....	105
6.3.2.1	AMP Serie: Seal.....	106
6.3.2.2	AMP Serie: Econoseal .....	107
6.3.2.3	AMP Serie: Fast In – Fast Out .....	112
6.3.2.4	AMP Serie: Mate-N-Lok .....	114
6.3.2.5	AMP Serie: Junior Power Timer/ Micro Quadlock System .....	116
6.3.2.6	AMP Serie: Superseal.....	117
6.4	Fuses .....	119
6.4.1	ANL fuses (DIN 43560).....	120



6.4.2	Blade type fuses .....	121
6.4.2.1	Small mini fuses .....	122
6.4.2.2	Mid-sized regular fuses .....	122
6.4.2.3	Large maxi fuses .....	123
6.4.3	Block / JASO fuses .....	124
6.5	Batteries .....	125
6.5.1	Traction Batteries .....	126
6.5.2	Battery Chargers .....	128
6.5.2.1	Mori Charger For EnerSys Batteries .....	129
6.5.2.2	IEB Charger For Eternity Batteries .....	131
6.5.3	Battery Connectors, Housings, Pins and Kits .....	133
6.5.3.1	Battery Rating 50A .....	134
6.5.3.2	Battery Rating 160A .....	135
6.5.3.3	Battery Rating 175A .....	136
6.5.3.4	Battery Rating 320A .....	137
6.5.3.5	Battery Rating 350A .....	138
6.5.4	Battery Accessories .....	140
6.5.4.1	Battery Exchange Table Kits & Options .....	141
6.5.4.2	Battery Water Containers .....	143
6.5.4.3	CLARK Aqua-Max .....	144
<b>7</b>	<b>Maintenance .....</b>	<b>145</b>
7.1	Service Kits .....	146
7.1.1	Service Kits for CLARK Diesel Trucks .....	147
7.1.2	Service Kits for CLARK Dual Fuel Trucks .....	154
7.1.3	Service Kits for CLARK Electric Trucks .....	155
7.1.4	Service Kits for CLARK Gasoline Trucks .....	156
7.1.5	Service Kits for CLARK LPG Trucks .....	157
7.2	Lift Chains .....	165
7.2.1	Lift Chains: Lacing 2x3 .....	166
7.2.2	Lift Chains: Lacing 3x4 .....	167
7.2.3	Lift Chains: Lacing 4x4 .....	169
7.2.4	Lift Chains: Lacing 6x6 .....	171
7.2.5	Lift Chains: Lacing 8x8 .....	172
7.3	Paint .....	173
7.4	SISU AXLES .....	175
7.5	Belts .....	176
7.5.1	V-Belts .....	177
7.5.1.1	V-Belts: Class 15 .....	178
7.5.1.2	V-Belts: Class 17 .....	179
7.5.1.3	V-Belts: 4L-Series, AX-Series .....	180
7.5.2	Multi-Rib/ Serpentine Belts .....	181
7.5.3	Timing/ Drive Belts .....	182
7.5.3.1	Timing/ Drive Belt Kits .....	182
7.6	Engine Parts .....	183
7.6.1	Cylinder Heads .....	183
7.7	Repair Kits .....	185
7.7.1	Steer Axle Kits .....	185

7.7.1.1	Steer Axle Kits w/o Links.....	186
7.7.1.2	Steer Axle Kits with Links.....	188
7.8	Adhesives, Cleaners and Lubricants.....	189
7.8.1	Adhesives.....	190
7.8.2	Cleaner.....	191
7.8.3	Lubricants/ Greases.....	192
7.9	LPG Maintenance.....	193
7.9.1	LPG Regulator.....	194
7.9.2	LPG Carburetor.....	195
7.9.3	LPG Lockoff Valves.....	196
7.9.4	LPG Repair Kits.....	197
<b>8</b>	<b>Accessories.....</b>	<b>199</b>
8.1	Mirrors.....	200
8.1.1	Panoramic Mirrors.....	201
8.1.2	Rectangular Mirrors.....	202
8.2	Decals.....	204
8.2.1	Logos.....	205
8.2.2	Models.....	206
8.2.3	Notes/ Indications.....	209
8.3	LPG Accessories.....	212
8.3.1	LPG Tank Brackets.....	213
8.3.2	LPG Promo Kits.....	215
8.4	Attachments.....	216
8.4.1	Forks.....	217
8.4.1.1	Forks ISO/ FEM.....	218
8.4.1.2	Forks Shaft Type.....	219
8.4.2	Fork Accessories.....	220
8.4.2.1	Fork Locking Mechanisms.....	221
8.4.2.2	Fork Lubrications.....	224
8.5	Field Kits.....	225
8.5.1	Noise Reduction Kits.....	226
8.5.2	LED Light Kits.....	227
8.5.3	Dual Pedal KIT.....	229
8.5.4	Mirror Kits.....	230
8.5.5	Rear Hand Grip with Horn Switch Kits.....	231
8.5.6	Idle Up Kits.....	232
8.6	Storage Console Kits.....	233
<b>9</b>	<b>Service Tools.....</b>	<b>234</b>
9.1	Diagnostic Tools.....	235
9.2	Special Tools.....	237
<b>10</b>	<b>Merchandise.....</b>	<b>240</b>
<b>11</b>	<b>Contact.....</b>	<b>242</b>

**Index..... 243**

**Notes..... 246**

## List of Figures

Fig. 1: Hand Pallet Trucks 2,5t .....	46
Fig. 2: Bulb Styles .....	97
Fig. 3: Promo Picture - Deutsch Connectors .....	101
Fig. 4: Promo Picture - AMP Econoseal .....	107
Fig. 5: Promo Picture - AMP Superseal.....	117
Fig. 6: Promo Picture - Fuses .....	119
Fig. 7: Promo Picture - Chain .....	165
Fig. 8: Promo Picture - Paint.....	173
Fig. 9: Promo Picture - SISU AXLES.....	175
Fig. 10: ISO Classification Measurements .....	218

## List of Tables

Tab. 1: Abbreviations and their descriptions .....	17
Tab. 2: Level 1: Roof .....	19
Tab. 3: Level 2: Roof and Front .....	21
Tab. 4: Level 2b: Roof, Front and Rear .....	22
Tab. 5: Level 3a: Roof, Front, Rear and PVC sides .....	23
Tab. 6: Level 4; Roof, Front, Rear and Doors .....	24
Tab. 7: Engine Bonnet Covers.....	26
Tab. 8: Heater Kits .....	27
Tab. 9: Interior lights .....	28
Tab. 10: Radio Kits .....	28
Tab. 11: Special Cabin Option: Sun Shade Kit.....	29
Tab. 12: Special Cabin Option: Roof Wiper Kit .....	29
Tab. 13: Rain Covers.....	30
Tab. 14: Promo Seat - PVC/ Vinyl CLARK Edition.....	31
Tab. 15: Promo Seat - Cloth CLARK.....	31
Tab. 16: Promo Seat - PVC/ Vinyl COBO .....	32
Tab. 17: Promo Seat - Cloth Primo L .....	32
Tab. 18: Promo Seat - PVC/ Vinyl MGV35.....	33
Tab. 19: Promo Seat - PVC/ Vinyl MGV25.....	34
Tab. 20: Promo Seat - PVC/ Vinyl US20 .....	34
Tab. 21: Vinyl/ PVC Driver Seats.....	36
Tab. 22: Cloth Driver Seats .....	37
Tab. 23: Driver Seat Belts.....	40
Tab. 24: Driver Seat Armrests .....	41
Tab. 25: Vinyl/ PVC Driver Seat Cushions .....	42
Tab. 26: Cloth Driver Seat Cushions .....	42
Tab. 27: Driver Seat Switches .....	43
Tab. 28: Promo Hand Pallet Truck - GS Pro .....	44
Tab. 29: Promo Scissor Lifter - Manual .....	44
Tab. 30: Promo Hand Pallet Truck – HPV25.....	45
Tab. 31: Hand Pallet Truck wheels/ rollers.....	47
Tab. 32: Scissor Lift Trucks .....	48
Tab. 33: Promo Scissor Lifter - HX10E with Auto-Levelling-System.....	48
Tab. 34: Solid without Clip .....	53
Tab. 35: Solid with Clip .....	56
Tab. 36: Solid NM without Clip .....	59
Tab. 37: Solid NM with Clip .....	61
Tab. 38: Pneumatic (with flap/ tube).....	63
Tab. 39: Caster Wheels.....	65
Tab. 40: Drive Wheels .....	68
Tab. 41: Load Wheels.....	72
Tab. 42: Ball Bearings CC Range .....	74
Tab. 43: Ball Bearing by Ref./ Indication .....	75
Tab. 44: TIMKEN Taper Roller Bearing.....	77
Tab. 45: TIMKEN Bearing Cups .....	79
Tab. 46: TIMKEN Bearing Cones .....	81
Tab. 47: Back up alarms.....	84
Tab. 48: Horns .....	85

Tab. 49: Promo CLARK sample case – LED lights .....	88
Tab. 50: LED Working Lights.....	89
Tab. 51: LED Strobe Lights .....	90
Tab. 52: LED Rear Combi and Turn Signal Lights .....	91
Tab. 53: Standard Working Lights .....	94
Tab. 54: Strobe Lights .....	95
Tab. 55: Standard Rear Combi and Turn Signal Lights .....	96
Tab. 56: Bulbs.....	99
Tab. 57: Deutsch Connectors .....	104
Tab. 58: AMP Connectors Serie: Seal.....	106
Tab. 59: AMP Connectors Serie: Econoseal .....	111
Tab. 60: AMP Connectors Serie: Fast In - Fast Out.....	113
Tab. 61: AMP Connectors Serie: Mate-N-Lok .....	115
Tab. 62: AMP Connectors Serie: Junior Power Timer/ Micro Quadlock System .....	116
Tab. 63: AMP Connectors Serie: Superseal.....	118
Tab. 64: ANL fuses .....	120
Tab. 65: Small mini fuses .....	122
Tab. 66: Mid-sized regular fuses .....	122
Tab. 67: Large maxi fuses .....	123
Tab. 68: Block / JASO fuses.....	124
Tab. 69: Traction Batteries .....	127
Tab. 70: Mori 230V WA (50-60 Hz) .....	129
Tab. 71: Mori 400V WA (50-60 Hz) .....	129
Tab. 72: Mori 1-Phase for 230V.....	130
Tab. 73: Mori 1-Phase for 2230-240V .....	130
Tab. 74: Mori 3-Phase for 400-415V .....	130
Tab. 75: IEB WA 5h .....	131
Tab. 76: IEB High-Frequency Charger 7,5-8,5hrs.....	132
Tab. 77: Rating 50A.....	134
Tab. 78: Rating 160A.....	135
Tab. 79: Rating 175A.....	136
Tab. 80: Rating 320A.....	137
Tab. 81: Rating 350A.....	139
Tab. 82: Promo - Battery Exchange Table .....	141
Tab. 83: Battery Exchange Table Kits & Options .....	142
Tab. 84: Battery Water Containers .....	143
Tab. 85: Promo Battery Accessories - CLARK Aqua-Max .....	144
Tab. 86: Promo Service Kit - Permium .....	146
Tab. 87: Service Kits Diesel.....	153
Tab. 88: Service Kits Dual Fuel .....	154
Tab. 89: Service Kits Electric.....	155
Tab. 90: Service Kits Gasoline .....	156
Tab. 91: Service Kits LPG .....	164
Tab. 92: Lift Chain - Lacing 2x3.....	166
Tab. 93: Lift Chain - Lacing 3x4.....	168
Tab. 94: Lift Chain - Lacing 4x4.....	170
Tab. 95: Lift Chain - Lacing 6x6.....	171
Tab. 96: Lift Chain - Lacing 8x8.....	172
Tab. 97: Paint.....	174

Tab. 98: V-Belts .....	177
Tab. 99: Belts - Class 15 .....	178
Tab. 100: Belts - Class 17 .....	179
Tab. 101: Belts - Series 4L, Series AX .....	180
Tab. 102: Multi-Rib/ Serpentine Belts .....	181
Tab. 103: Timing/ Drive Belts .....	182
Tab. 104: Timing/ Drive Belt Kits .....	182
Tab. 105: Cylinder Head Assemblies .....	184
Tab. 106: Steer Axle Kits w/o Links .....	187
Tab. 107: Steer Axle Kits with Links .....	188
Tab. 108: Adhesives .....	190
Tab. 109: Cleaners .....	191
Tab. 110: Lubricants/ Greases .....	192
Tab. 111: LPG Regulator .....	194
Tab. 112: Carburetor .....	195
Tab. 113: Lockoff Valve .....	196
Tab. 114: Repair Kits .....	198
Tab. 115: Panoramic Mirrors .....	201
Tab. 116: Rectangular Mirrors .....	203
Tab. 117: Logos .....	205
Tab. 118: Models .....	208
Tab. 119: Notes/ Indications .....	211
Tab. 120: LPG Tank Brackets .....	214
Tab. 121: LPG IMPCO Service repair case .....	215
Tab. 122: LPG IMPCO Tropical Filter Kit .....	215
Tab. 123: LPG MLD KIT .....	215
Tab. 124: ISO Classification Dimensions .....	218
Tab. 125: Fork Stop Kits - Lever Type .....	222
Tab. 126: Fork Stop Kits - Knob Type .....	223
Tab. 127: Fork Lubrications .....	224
Tab. 128: Noise Reduction Kits .....	226
Tab. 129: LED Work Light Kits .....	228
Tab. 130: Promo - Dual Pedal Kit .....	229
Tab. 131: Mirror Kits .....	230
Tab. 132: Rear Hand Grip + Horn Switch Kits .....	231
Tab. 133: Rear Hand Grip with Horn Switch Kits .....	231
Tab. 134: Idle Up Kits .....	232
Tab. 135: Storage Console Kits .....	233
Tab. 136: Diagnostic Tools .....	236
Tab. 137: CLARK Unlock Tool Set .....	237
Tab. 138: Stoßfettpresse .....	238
Tab. 139: Special Tools .....	239
Tab. 140: Merchandise .....	241



## 1 Basic Manual

This introductory chapter offers a general presentation of all the main features and concepts of the CLARK Product Catalog.

Understanding the basic features of the catalog is fundamental.

The purpose of the catalog is to provide you with information for our most popular Parts & Service products.

We hope you enjoy using our CLARK Product Catalog!







## 1.1 Catalog structure

All **CLARK part numbers** are marked in **BOLD** and are arranged on the left side of every table. Start your search on the right side of the tables and then work your way to the CLARK part numbers on the left side.



---

**Note**

- *To check product images, prices and availability please look up your desired part number in our parts e-shop or contact us directly.*
  - *If you need any specific information about any product, please contact us.*
- 

The products are sorted into categories based on their use, which are then further divided by manufacturer or product type. Most of the products are supplemented by further information and technical data, which can be depicted as graphics, pictures or photos.



---

**Note**

*All graphics, pictures, images or photos are for reference only and are subject to change. Maximum picture size is 582x416pixel, 300DPI.*

---



## 1.2 Basic Navigation and Controls

### 1.2.1 HOT Keys


---



CTRL+F

→ Opens the **search** tool

---

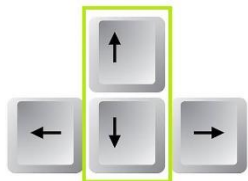


Left/Right Arrow

→ **left** move to **previous page**

→ **right** move to **next page**

---



Up/Down Arrow

→ to **scroll up** and **down** on the page

---

### 1.2.2 Navigation by Mouse

Use your mouse or thumbs (only for touchscreen devices) in order to navigate in our CLARK Product Catalogue.

#### 1.2.2.1 Bookmarks

Bookmarks are equal to the table of contents. They appear in the navigation window.

#### 1.2.2.2 Category Pictures

Click on the picture to go to the category.



### 1.2.2.3 Buttons

They appear on the top of your pages:



→ Move to **cover page**



→ Move to **previous page**



→ Move to **previous view**



### 1.3 Abbreviations







Abbreviation	Description
<b>A</b>	Ampere
<b>adj.</b>	Adjustable
<b>Ah</b>	Ampere Hours
<b>B.E.T.</b>	Battery Exchange Table
<b>cd</b>	Candela
<b>Dim.</b>	Dimension
<b>ELH</b>	Electrical lift hydraulic
<b>g</b>	Gram
<b>h</b>	Hour
<b>H</b>	Height
<b>Hz</b>	Hertz
<b>Incl.</b>	Including
<b>ID</b>	Inner Diameter
<b>kg</b>	Kilogram
<b>L</b>	Length
<b>Lm</b>	Lumen
<b>L x W x H</b>	Length x With x Height
<b>LPG</b>	Liquefied Petroleum Gas
<b>MFR</b>	Manufacturer
<b>mm</b>	Millimeter
<b>NLA</b>	No Longer Available
<b>n/a</b>	Not Available
<b>NM</b>	Non-marking
<b>nss</b>	Not Sold Separately
<b>OD</b>	Outer Diameter
<b>OHG</b>	Overhead Guard
<b>OL</b>	Outer Length
<b>PR</b>	Ply Rating
<b>PzS</b>	Stands for : Pz = PanZerplatte (tubular plate) S = Flüssig (flooded). It is the Standard DIN style form factor Lead-Acid battery.
<b>QL</b>	Quick Lift
<b>Qty.</b>	Quantity



Abbreviation	Description
<b>SBR</b>	Side Battery Removal
<b>sqmm</b>	Square Millimeter
<b>STD</b>	Standard
<b>t</b>	Ton
<b>TH</b>	Thickness
<b>V</b>	Volt
<b>W</b>	Width
<b>W x T x L</b>	With x Thickness x Length
<b>w/o</b>	Without


Tab. 1: Abbreviations and their descriptions

## 2 Cabins

		
<b>Level 1</b>	<b>Level 2</b>	<b>Level 3</b>
		
<b>Level 4</b>	<b>Options</b>	<b>Rain Covers</b>



## 2.1 Cabins Level 1: Roof



Part No.	Type	Model
1403.03	Level 1	C15,C18,C20s,C20,C25,C30,C35 (Diesel + LPG)
1413.03	Level 1	GTS20,GTS25,GTS30,GTS33 (Diesel + LPG)
1426.03	Level 1	C40,C45,C50s,C55s (Diesel + LPG)
97980801	Level 1	CQ20,CQ25,CQ30 (Diesel + LPG)
99250801	Level 1	GTX16
99230801	Level 1	GTX18, GTX20s
99220801	Level 1	GEX16
99260801	Level 1	GEX18, GEX20s
99280811	Level 1	GEX20,GEX25,GEX30s
99290811	Level 1	GEX30,GEX30L
99300801	Level 1	GEX40,GEX45,GEX50 without battery opening
99300801SP	Level 1	GEX40,GEX45,GEX50 with battery opening

Tab. 2: Level 1: Roof



## 2.2 Cabins Level 2



Roof and Front



Roof, Front and Rear





**2.2.1 Cabins Level 2: Roof and Front**



Part No.	Type	Model
<b>1403.21CUR</b>	Level 2	C15,C18,C20s,C20,C25,C30,C35 (Diesel + LPG)
<b>1413.21</b>	Level 2	GTS20,GTS25,GTS30,GTS33 (Diesel + LPG)
<b>1426.21</b>	Level 2	C40,C45,C50s,C55s (Diesel + LPG)
<b>97980502+4469706</b>	Level 2	CQ20,CQ25,CQ30 (Diesel + LPG)
<b>99250502+4469598</b>	Level 2	GTX16
<b>99230502+4469598</b>	Level 2	GTX18, GTX20s
<b>99220502+4469598</b>	Level 2	GEX16
<b>99260502+4469598</b>	Level 2	GEX18, GEX20s
<b>99280502+4470040</b>	Level 2	GEX20,GEX25,GEX30s
<b>99290502+4470040</b>	Level 2	GEX30,GEX30L
<b>99300502+99300801+4578251</b>	Level 2	GEX40,GEX45,GEX50 without battery opening
<b>99300502+99300801SP+4578251</b>	Level 2	GEX40,GEX45,GEX50 with battery opening

Tab. 3: Level 2: Roof and Front

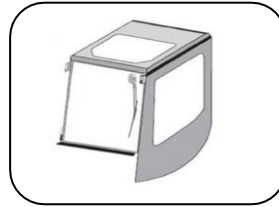
### 2.2.2 Cabins Level 2b: Roof, Front and Rear



Part No.	Type	Model
<b>1403.24.E2CUR</b>	Level 2b	C15,C18,C20s,C20,C25,C30,C35 (Diesel + LPG)
<b>1403.24.E2CUR+1403.12.12</b>	Level 2b	C15,C18,C20s,C20,C25,C30,C35 (LPG)
<b>1413.24.E2</b>	Level 2b	GTS20,GTS25,GTS30,GTS33 (Diesel)
<b>1413.24.E2+1413.12.12</b>	Level 2b	GTS20,GTS25,GTS30,GTS33 (LPG)
<b>1426.24.E2</b>	Level 2b	C40,C45,C50s,C55s (Diesel + LPG)
<b>97980503+4469795</b>	Level 2b	CQ20,CQ25,CQ30 (Diesel + LPG)
<b>99250503+4469603</b>	Level 2b	GTX16
<b>99230503+4469603</b>	Level 2b	GTX18, GTX20s
<b>99220503+4469603</b>	Level 2b	GEX16
<b>99260503+4469603</b>	Level 2b	GEX18, GEX20s
<b>99280503+4469730</b>	Level 2b	GEX20,GEX25,GEX30s
<b>99290503+4469730</b>	Level 2b	GEX30,GEX30L
<b>99300503+99300801+4578252</b>	Level 2b	GEX40,GEX45,GEX50 without battery opening
<b>99300503+99300801SP+4578252</b>	Level 2b	GEX40,GEX45,GEX50 with battery opening

Tab. 4: Level 2b: Roof, Front and Rear

### 2.3 Cabins Level 3a: Roof, Front, Rear and PVC sides

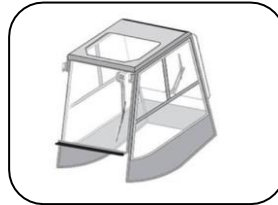


Part No.	Type	Model
<b>1403.44.E2CUR</b>	Level 3a	C15,C18,C20s,C20,C25,C30,C35 (Diesel)
<b>1403.44.E2CUR+1403.12.12</b>	Level 3a	C15,C18,C20s,C20,C25,C30,C35 (LPG)
<b>1413.44.E2</b>	Level 3a	GTS20,GTS25,GTS30,GTS33 (Diesel)
<b>1413.44.E2+1413.12.12</b>	Level 3a	GTS20,GTS25,GTS30,GTS33 (LPG)
<b>1426.24.E2</b>	Level 3a	C40,C45,C50s,C55s (Diesel + LPG)
<b>97980511+4469795</b>	Level 3a	CQ20,CQ25,CQ30 (Diesel + LPG)
<b>99250511+4469603</b>	Level 3a	GTX16
<b>99230511+4469603</b>	Level 3a	GTX18,GTX20s
<b>99220511+4469603</b>	Level 3a	GEX16
<b>99260511+4469603</b>	Level 3a	GEX18,GEX20s
<b>99280511+4469730</b>	Level 3a	GEX20,GEX25,GEX30s
<b>99290511+4469730</b>	Level 3a	GEX30,GEX30L
<b>99300511+99300801+4580088</b>	Level 3a	GEX40,GEX45,GEX50 without battery opening
<b>99300511+99300801SP+4580088</b>	Level 3a	GEX40,GEX45,GEX50 with battery opening

Tab. 5: Level 3a: Roof, Front, Rear and PVC sides



## 2.4 Cabins Level 4: Roof, Front, Rear and Doors



Part No.	Type	Doors	Model
<b>1403.00.E2CUR</b>	Level 4	single	C15,C18,C20s,C20,C25,C30,C35 (Diesel)
<b>1403.00.E2CUR+1403.12.12</b>	Level 4	single	C15,C18,C20s,C20,C25,C30,C35 (LPG)
<b>1413.00.E2</b>	Level 4	single	GTS20,GTS25,GTS30,GTS33 (Diesel)
<b>1413.00.E2+1413.12.12</b>	Level 4	single	GTS20,GTS25,GTS30,GTS33 (LPG)
<b>1426.00.E2</b>	Level 4	single	C40,C45,C50s,C55s (Diesel + LPG)
<b>97980501+4469795</b>	Level 4	single	CQ20,CQ25,CQ30 (Diesel + LPG)
<b>99250501+4469603</b>	Level 4	single	GTX16
<b>99230501+4469603</b>	Level 4	single	GTX18,GTX20s
<b>99220501+4469603</b>	Level 4	single	GEX16
<b>99260501+4469603</b>	Level 4	single	GEX18,GEX20s
<b>99280501+4469730</b>	Level 4	single	GEX20,GEX25,GEX30s
<b>99300501+99300801+4580088</b>	Level 4	single	GEX40,GEX45,GEX50 without battery opening
<b>99300501+99300801SP+4580088</b>	Level 4	single	GEX40,GEX45,GEX50 with battery opening
<b>1403.47.E2</b>	Level 4	double	C15,C18,C20s,C20,C25,C30,C35 (Diesel)
<b>1403.47.E2+1403.12.12</b>	Level 4	double	C15,C18,C20s,C20,C25,C30,C35 (LPG)
<b>1413.47.E2</b>	Level 4	double	GTS20,GTS25,GTS30,GTS33 (Diesel)
<b>1413.47.E2+1413.12.12</b>	Level 4	double	GTS20,GTS25,GTS30,GTS33 (LPG)
<b>1426.47.E2</b>	Level 4	double	C40,C45,C50s,C55s

Tab. 6: Level 4; Roof, Front, Rear and Doors

## 2.5 Cabin Options



**Bonnet Covers**



**Heater Kits**



**Interior Lights**



**Radio Kits**



**Sun Shade**



**Roof Wiper**



**Mirrors**



**Noise Reduction Kits**



**Note**

*Information about mirrors (see chapter 8.1 "Mirrors" on page 200).*



**Note**

*Information about Noise Reduction Kits (see chapter 8.5.1 "Noise Reduction Kits" on page 226).*



2.5.1 Engine Bonnet Covers



Image	Part No.	Description	Model
	1403.12.11	ENGINE BONNET COVER	C15,C18,C20s,C20,C25,C30,C35 (Diesel + LPG)
	1413.12.11	ENGINE BONNET COVER	GTS20,GTS25,GTS30,GTS33 (Diesel + LPG)
	1426.12.11	ENGINE BONNET COVER	C40,C45,C50,C55s (Diesel + LPG)

Tab. 7: Engine Bonnet Covers

**2.5.2 Heater Kits**



**Note**

*Installation of the HEATER KITS are only suitable for closed cabins with LEVEL 4.*

Part No.	Description	Model
1403.07.20	HEATER KIT	C15,C18,C20s,C20,C25,C30,C35 (Diesel)
1403.07.21	HEATER KIT	C15,C18,C20,C20s,C25,C360,C35 (LPG*)
*MMC-PSI only: 4579835 Heater Kit to be added		
1426.07.20	HEATER KIT	C40,C45,C50,C55s (Diesel)
1426.07.21	HEATER KIT	C40,C45,C50,C55s (LPG)
97984012	HEATER KIT	CQ20,CQ25,CQ30 (Diesel)
1413.07.20	HEATER KIT	GTS20,GTS25,GTS30,GTS33 (Diesel)
1413.07.21	HEATER KIT	GTS20,GTS25,GTS30,GTS33 (LPG*)
*MMC-PSI only: 4579835 Heater Kit to be added		
99224000	HEATER KIT	GTX16,GTX18,GTX20s,GEX16,GEX18,GEX20s
89294080	HEATER KIT	GEX20,GEX25,GEX30s,GEX30,GEX30L
4578084	HEATER KIT	GEX40,GEX45,GEX50
97984013	HEATER KIT	CQ20,CQ25,CQ30 (LPG)

Tab. 8: Heater Kits

### 2.5.3 Interior Lights



Part No.	Description	Model
<b>1403.09.03</b>	INTERIOR LIGHT	C15,C18,C20s,C20,C25,C30,C35,C40,C45,C50s,C55s , GTS (Diesel + LPG)
<b>97984921</b>	INTERIOR LIGHT	CQ20,CQ25,CQ30 (Diesel + LPG)
<b>99224921</b>	INTERIOR LIGHT	GTX16,GTX18,GTX20s,GEX16,GEX18,GEX20s,GEX20,G EX25,GEX30,GEX40,GEX45,GEX50

Tab. 9: Interior lights

### 2.5.4 Radio Kits



Part No.	Description	Model
<b>1403.12.24 + 8041977</b>	RADIO KIT	C15,C18,C20s,C20,C25,C30,C35,C40,C45,C50s,C55s (Diesel + LPG)
<b>1413.12.24</b>	RADIO KIT	GTS20,GTS25,GTS30,GTS33 (Diesel + LPG)
<b>99301413</b>	RADIO KIT	GEX40,GEX45,GEX50


Tab. 10: Radio Kits



**2.5.5 Special Cabin Options**

<b>ROLLING SUN SHADE KIT (GEX40,GEX45,GEX50)</b>	
	<p><b>Part No. 7750007-K</b></p> <ul style="list-style-type: none"> <li>- Prevents harsh heat and the sun's UV rays from heating up your cabin</li> <li>- With a sun shade your cabin also stays cooler</li> <li>- Easy installation</li> </ul>

Tab. 11: Special Cabin Option: Sun Shade Kit

<b>ROOF WIPER KIT (GEX40,GEX45,GEX50)</b>	
	<p><b>Part No. 99301414</b></p> <ul style="list-style-type: none"> <li>- Designed to provide cab enclosure comfort</li> <li>- Used to remove rain, snow, ice and debris from your roof</li> </ul>

Tab. 12: Special Cabin Option: Roof Wiper Kit

## 2.6 Rain Covers



Part No.	Description	Dimension (mm)	Model
8042985	PVC RAIN COVER	960x838	TMX13, TMX15s
8006149	PVC RAIN COVER	960x920	C15, C18, C20s, C20, C25, C30, C35
8059321	PVC RAIN COVER	960x1005	GTS20, GTS25, GTS30, GTS33
8042986	PVC RAIN COVER	960x1008	TMX15, TMX18
8042989	PVC RAIN COVER (BC34,5)	960x1033	ECX20, ECX30, ECX32
8042991	PVC RAIN COVER	960x1108	EPX16, EPX18, EPX20S
8042987	PVC RAIN COVER	960x1122	TMX20
8042988	PVC RAIN COVER (BC30,5)	960x1135	ECX20, GEX30, ECX32
8057064	PVC RAIN COVER	960x1203	GEX20, GEX25, GEX30S
8042992	PVC RAIN COVER	960x1318	EPX25, EPX30, EPX32
8056975	PVC RAIN COVER	960x1345	GEX30

Tab. 13: Rain Covers

### 3 Driver's Seats



Recommendations



United Seats



PVC/ Vinyl




Cloth




Accessories


#### 3.1 Driver Seats recommendations

DRIVER SEAT "CLARK" EDITION	
	<p><b>Part No. 8147104</b></p>
	<p>Standard features</p> <ul style="list-style-type: none"> <li>- PVC/ Vinyl, semi suspension</li> <li>- Foldable</li> <li>- With switch</li> <li>- For your CLARK Truck</li> </ul>


Tab. 14: Promo Seat - PVC/ Vinyl CLARK Edition

DRIVER SEAT "CLARK"	
	<p><b>Part No. 8069286</b></p>
	<p>Standard features</p> <ul style="list-style-type: none"> <li>- Cloth, full suspension</li> <li>- Foldable</li> <li>- Weight adjustment</li> <li>- Incl. belt and switch</li> <li>- For your CLARK Truck</li> </ul>

Tab. 15: Promo Seat - Cloth CLARK

<b>DRIVER SEAT "COBO"</b>	
	<b>Part No. 4579981</b>
	<p>Standard features</p> <ul style="list-style-type: none"> <li>- PVC/ Vinyl seat with mechanical suspension,</li> <li>- Incl. belt and switch</li> <li>- Weight adjustment</li> <li>- For most Forklift</li> </ul>

Tab. 16: Promo Seat - PVC/ Vinyl COBO

<b>PRIMO L "Grammer" - PREMIUM SEAT -</b>	
	<b>Part No. 4470017</b>
	<ul style="list-style-type: none"> <li>- Full suspension seat</li> <li>- With belt and switch</li> <li>- Vertical suspension stroke 80 mm</li> <li>- Weight adjustment 45-170 kg</li> <li>- Backrest angle adjustment -5 ° to +30 °</li> <li>- Cloth (for PVC Version see Part no. 4469655)</li> </ul>

Tab. 17: Promo Seat - Cloth Primo L

# TOTALIFT®



### MGV25 SEAT - STANDARD



**Part No. 4469334**

Standard features

- Mechanical suspension
- Weight adjustment 50-130 kg
- Suspension travel 40 mm
- Slide rail travel 150 mm
- Heavy duty PVC/ Vinyl trim
- Seat width 510 mm
- Foldable and adjustable backrest
- Incl. belt and switch

Tab. 19: Promo Seat - PVC/ Vinyl MGV25

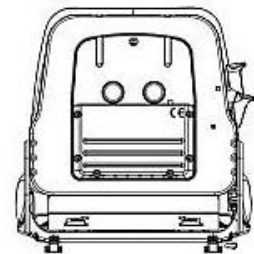
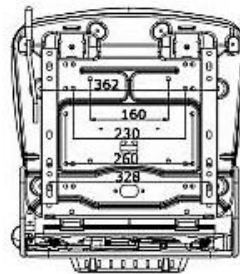
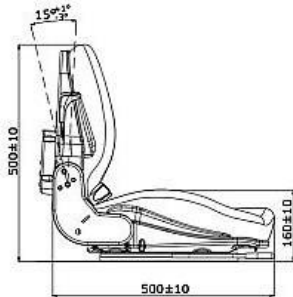
### US20 SEAT – MODERN DESIGN



**Part No. 4580920**

Standard features

- Mechanical suspension
- Weight adjustment 60-120 kg
- Suspension travel 40 mm
- Slide rail travel 150 mm (adj. 150-328 mm)
- Heavy duty PVC/ Vinyl trim
- Seat width 490 mm
- Adjustable backrest
- Incl. switch



Tab. 20: Promo Seat - PVC/ Vinyl US20

### 3.3 Vinyl/ PVC Driver Seats



Part no.	Description	Suspension	Foldable	Belt	Switch	Armrest	Headrest	CLARK Logo	Manufacturer	Model
926069	DRIVER SEAT	Mechanical	x					x	CLARK	CLARK
8030181	DRIVER SEAT	Mechanical	x	x				x	CLARK	CLARK
8117126	DRIVER SEAT	Semi	x		x			x	CLARK	CLARK
8147086	DRIVER SEAT	Full	x		x			x	CLARK	CLARK
8147104	DRIVER SEAT	Semi	x		x			x	CLARK	CLARK
8134498	DRIVER SEAT	Full	x	x	x			x	CLARK	CLARK
8093581	DRIVER SEAT	Full	x	x	x			x	CLARK	CLARK
4580920	DRIVER SEAT	Mechanical	x		x				US	US20
4469334	DRIVER SEAT	Mechanical	x	x	x				US	MGV25
4580596	DRIVER SEAT	Full	x	x	x				US	MGV35
4579981	DRIVER SEAT	Mechanical	x	x	x				Cobo	Cobo
4579311	DRIVER SEAT	Mechanical		x	x					KAB211
4469733	DRIVER SEAT	Mechanical			x				Grammer	B12
4470018	DRIVER SEAT	Mechanical		x					Grammer	B12
4358426	DRIVER SEAT	Mechanical		x	x				Grammer	B12
4335378	DRIVER SEAT	Mechanical							Grammer	MSG20
4352889	DRIVER SEAT	Mechanical		x	x				Grammer	MSG20
4576305	DRIVER SEAT (410mm)	Mechanical							Grammer	MSG20 (small)
4576387	DRIVER SEAT (410mm)	Mechanical			x				Grammer	MSG20 (small)
4469812	DRIVER SEAT	Mechanical	x	x					Grammer	MSG85/721
4579511	DRIVER SEAT	Mechanical	x		x	x			Grammer	MSG85
4469655	DRIVER SEAT	Air		x	x				Grammer	Primo L 12V





Driver's Seats

Part no.	Description	Suspension	Foldable	Belt	Switch	Armrest	Headrest	CLARK Logo	Manufacturer	Model
4576222	DRIVER SEAT	Air		x	x				Grammer	Primo L 24V
4576223	DRIVER SEAT	Air		x	x				Grammer	Primo L 48V
4469821	DRIVER SEAT	Mechanical		x					Grammer	Primo M
4576219	DRIVER SEAT	Mechanical							Grammer	Primo M
4469820	DRIVER SEAT	Mechanical		x	x				Grammer	Primo XM

Tab. 21: Vinyl/ PVC Driver Seats



### 3.4 Cloth Driver Seats




Part No.	Description	Suspension	Foldable	Belt	Switch	Armrest	Headrest	CLARK Logo	Manufacturer	Model
8057306	DRIVER SEAT	Semi	x	x				x	CLARK	CLARK
8147087	DRIVER SEAT	Full	x		x			x	CLARK	CLARK
8069286	DRIVER SEAT	Full	x	x	x			x	CLARK	CLARK
8099428	DRIVER SEAT	Full	x	x	x			x	CLARK	CLARK
4576802	DRIVER SEAT	Mechanical							Grammer	B12
4576195	DRIVER SEAT	Air		x	x				Grammer	Maximo L 12V
4576816	DRIVER SEAT	Mechanical			x				Grammer	Maximo XM
4576822	DRIVER SEAT	Mechanical		x					Grammer	MSG20
4331929	DRIVER SEAT	Mechanical		x	x				Grammer	MSG20
4578923	DRIVER SEAT (410 mm)	Mechanical							Grammer	MSG20 (small)
8107205	DRIVER SEAT (410 mm)	Mechanical			x				Grammer	MSG20 (small)
4470017	DRIVER SEAT	Air		x	x				Grammer	Primo L 12V
4576220	DRIVER SEAT	Air							Grammer	Primo L 24V
4576221	DRIVER SEAT	Air		x	x				Grammer	Primo L 48V
4469967	DRIVER SEAT	Mechanical							Grammer	Primo M
4576224	DRIVER SEAT	Air		x	x				Grammer	Primo XL 12V
4576225	DRIVER SEAT	Air							Grammer	Primo XL 24V
4576226	DRIVER SEAT	Air							Grammer	Primo XL 48V
4469827	DRIVER SEAT	Mechanical		x	x				Grammer	Primo XM

Tab. 22: Cloth Driver Seats

### 3.5 Driver Seat Accessories



Safety Belts



Armrests



Cushions



Switches

# TOTALIFT®

### 3.5.1 Driver Seat Belts



**Note - Forklift seat belts save lives!**



**Retractable forklift seat belts** are automatic.

**Static forklift seat belts** have to be adapted manually to the size of the driver..

**Coloured seat belts** increases the visibility which makes it easier to monitor seat belt use.

Image	Part No.	Description	Colour	Type	Lenght (m)	Ref.	Model/ Ref.
	1806897	SEAT BELT	Orange	Retract	1,3	CLARK	Universal
	2833589	SEAT BELT	Green	Retract	1,3	CLARK	Universal
	8126437	SEAT BELT	Black	Static	1,1	CLARK	Universal
	8126436	SEAT BELT	Black	Static	1,6	CLARK	Universal
	8105750	SEAT BELT	Black	Static	1,1	Securon	Universal
	4469375	SEAT BELT	Black	Static	1,1	US	Universal
	4469826	SEAT BELT	Black	Static	1,25	Grammer	MSG20,B12



Image	Part No.	Description	Colour	Type	Lenght (m)	Ref.	Model/ Ref.
	4325182	SAET BELT	Black	Static	1,0	Grammer	MSG20,B12
	4327637	SEAT BELT KIT	Black	Static	1,25	Grammer	All Grammer Seats
	4580934	SEAT BELT EXTENSION	Black	Static	0,49	US	Universal

Tab. 23: Driver Seat Belts

### 3.5.2 Driver Seat Armrests



Part No. LH	Part No. RH	Description	MFR	Model/Ref.
8121346	8121345	ARMREST	CLARK	8134498
8055927	8121346	ARMREST	CLARK	8117126
4469387	4469388	ARMREST	US	MGV25
4576206	4576205	ARMREST	Grammer	B12
4576817	4576818	ARMREST	Grammer	Maximo
4348212	4330854	ARMREST	Grammer	MSG20
4576817	4576818	ARMREST	Grammer	MSG85/721
4469870	4469828	ARMREST	Grammer	Primo

Tab. 24: Driver Seat Armrests

### 3.5.3 Driver Seat Cushions



#### Vinyl/ PVC Driver Seat Cushions

Seat Cushion	Back Cushion	Description	MFR	Model/Ref.
1248873	1248467	VINYL/PVC CUSHION	CLARK	8121340, 8121335
1243503	1243505	VINYL/PVC CUSHION	CLARK	8093581, 8100876
1243507	on request	VINYL/PVC CUSHION	CLARK	8030178,8030180,8042275,8050901
4469447	4576365	VINYL/PVC CUSHION	US	MGV25
3737010	3737081	VINYL/PVC CUSHION	Grammer	B12
4345260	4332181	VINYL/PVC CUSHION	Grammer	MSG20
1246691	1246693	VINYL/PVC CUSHION	Grammer	MSG20 (small/ 410mm)
4579185	on request	VINYL/PVC CUSHION	Grammer	MSG30
4578074	4578496	VINYL/PVC CUSHION	Grammer	MSG85/721
4576053	4580332	VINYL/PVC CUSHION	Grammer	Primo L
4580985	on request	VINYL/PVC CUSHION	Grammer	GS20

Tab. 25: Vinyl/ PVC Driver Seat Cushions







#### Cloth Driver Seat Cushions

Seat Cushion	Back Cushion	Description	MFR	Model/Ref.
1242193	1241541	CLOTH CUSHION	CLARK	8057306, 8100875
1243502	1243504	CLOTH CUSHION	CLARK	8099428
4469796	on request	CLOTH CUSHION	Grammer	Maximo
4345262	4345263	CLOTH CUSHION	Grammer	MSG20
1246692	1246694	CLOTH CUSHION	Grammer	MSG20 (small)

Tab. 26: Cloth Driver Seat Cushions

### 3.5.4 Driver Seat Switches




Image	Part No.	Description	MFR	Model/Ref.
	1832592	DRIVER SEAT SWITCH	CLARK	8030182
	4580337	DRIVER SEAT SWITCH	US	MGV25
	4580595	DRIVER SEAT SWITCH	Grammer	B12
	4332170	DRIVER SEAT SWITCH	Grammer	MSG20
	1246698	DRIVER SEAT SWITCH	Grammer	MSG20 (small/ 410mm)
	4576232	DRIVER SEAT SWITCH	Grammer	Primo M/ L

Tab. 27: Driver Seat Switches


## 4 Hand Pallet Trucks



Hand Pallet Trucks    Scissor Lift Trucks

HAND PALLET TRUCKS 2,5 t	
	<b>GS PRO "CLARK GREEN"</b>
	<ul style="list-style-type: none"> <li>- Rubberized handle</li> <li>- Powder coated</li> <li>- Capacity up to 2500 kg/ 2,5 t</li> <li>- with or without Quicklift (QL to max. 150 kg)</li> <li>- 3 year warranty (excl. wearing parts)</li> <li>- Made in Europe</li> </ul>

Tab. 28: Promo Hand Pallet Truck - GS Pro

SCISSOR LIFTER HX10M - MANUAL	
	<b>Part No. 4579771</b>
	<ul style="list-style-type: none"> <li>- Load capacity 1000 kg,</li> <li>- Lift height 800 mm</li> <li>- Length x width 1150x540 mm</li> <li>- Load and steering wheels Poly</li> <li>- Incl. stabilisers</li> <li>- HX10E electric Version Part No.: 4579038</li> </ul>

Tab. 29: Promo Scissor Lifter - Manual



**HAND PALLET TRUCKS 2,5 t**



**HPV25 "CLARK"**

- Rubberized handle
- Capacity up to 2500 kg/ 2,5 t
- 1 year warranty (excl. wearing parts)
- Made in Vietnam


Equipped with Support and Entry Rollers



P/N	Size [mm]	Hydr.-Pump	Steer	Wheels + Load Rollers	Image
<b>4581950</b>	1150 x 540	Standard	RTP =	Rubber / Tandem Poly	
<b>4581951</b>	1150 x 540	Standard	RTN =	Rubber / Tandem Nylon	
<b>4581952</b>	1150 x 540	Standard	PTP =	Poly / Tandem Poly	
<b>4581953</b>	1150 x 540	Standard	RSP =	Rubber / Single Poly	
<b>4581954</b>	1150 x 540	Standard	PSP =	Poly / Single Poly	
<b>4581955</b>	1150 x 540	Standard	NTN =	Nylon / Tandem Nylon	

Tab. 30: Promo Hand Pallet Truck – HPV25

### 4.1 Hand Pallet Trucks 2,5 t



Part No.	Description	Steer Wheel			Load Rollers		Roller Type		Pump Quicklift/ Standard	Dimension (mm)
		Rubber	Nylon	Poly	Nylon	Poly	Single	Tandem		
4579000	GS PRO 2,5t	x				x		x	STD	1150x525
4579001	GS PRO 2,5t	x			x			x	STD	1150x525
4579004	GS PRO 2,5t	x			x			x	QL	1150x525
4579005	GS PRO 2,5t			x		x			STD	1150x525
4579009	GS PRO 2,5t	x				x		x	QL	1150x525
4579010	GS PRO 2,5t	x				x	x		STD	1150x525
4579011	GS PRO 2,5t			x		x	x		STD	1150x525
4579032	GS PRO 2,5t S4			x		x		x	STD	1150x685
4581950	HPV25 2,5t	x				x		x	STD	1150x540
4581951	HPV25 2,5t	x			x			x	STD	1150x540
4581952	HPV25 2,5t			x		x		x	STD	1150x540
4581953	HPV25 2,5t	x				x	x		STD	1150x540
4581954	HPV25 2,5t			x		X	x		STD	1150x540
4581955	HPV25 2,5t		x		x			x	STD	1150x540
4579023	MR. HYDRO GALVANISED		x		x			x	STD	1150x520
4579026	MR. HYDRO INOX		x		x			x	STD	1150x525
4579351	MR. HYDRO GALVANISED *with INOX bearings		x		x			x	STD	1150x525

Fig. 1: Hand Pallet Trucks 2,5t

Indication:

Steer wheels			Load Rollers		
					
Rubber	Nylon	Poly	Nylon black	Nylon white	Poly

Tab. 31: Hand Pallet Truck wheels/ rollers

## 4.2 Scissor Lift Trucks



Part No.	Description	Load Capacity (kg)	Lift Height (mm)	Dim. (mm)
4579771	SCISSOR LIFT HAND PALLET TRUCK HX10M	1000	800	1150x540
4579038	SCISSOR LIFT HAND PALLET TRUCK HX10E	1000	800	1150x540
4580678	SCISSOR LIFT HAND PALLET TRUCK HX10E WITH AUTO-LEVELLING-SYSTEM	1000	800	1150X540

Tab. 32: Scissor Lift Trucks

SCISSOR LIFTER HX10E WITH AUTO-LEVELLING-SYSTEM	
	<p><b>Part No. 4580678</b></p> <ul style="list-style-type: none"> <li>- Great manoeuvrability thanks to light weight and compact size</li> <li>- Low profile forks (H13 = 85 mm) for easy pallet entrance</li> <li>- Fork lifting and lowering through switch</li> <li>- The Auto-Levelling-System keeps the working plane at a constant ergonomic level when loading</li> <li>- An acoustic signal is activated at every fork movement</li> </ul>

Tab. 33: Promo Scissor Lifter - HX10E with Auto-Levelling-System

## 5 Tyres, Wheels, Bearings



**Tyres**



**Wheels**



**Bearings**

# TOTALIFT®

## 5.1 Tyres



**Solid**



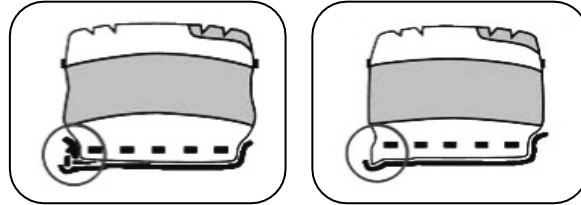
**Solid Non-Marking**



**Pneumatic**

# TOTALIFT<sup>®</sup>

5.1.1 Solid



w/o Clip

with Clip



Nexen



Solideal



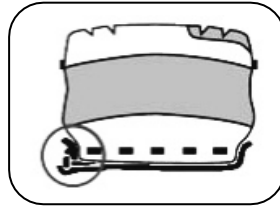
Continental



**Note**

*Clip = Easy/ Quick/ SIT*

### 5.1.1.1 Solid without Clip



w/o Clip



Nexen



Solideal



Continental

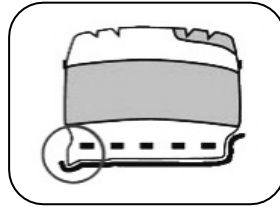
Part No.	Brand Description	MFR	Rim	Dimension	Size
4579273N	SOLIDPRO STANDARD	Nexen	n/a	n/a	140x55-9
8113700S	SOLIDEAL MAGNUM	Solideal	3.00 D-8	125x75-8	15x4.5-8
8113700C	SC20	Continental	3.00 D-8	125x75-8	15x4.5-8
8113700N	SOLIDPRO STANDARD	Nexen	3.00 D-8	125x75-8	15x4.5x8
8113700N UHP	SOLIDPRO STANDARD	Nexen	3.00 D-8	125x75-8	15x4.5x8
8113683S	SOLIDEAL MAGNUM	Solideal	4.33 R-8	180x70-8	18x7-8
8113683S Eco	SOLIDEAL ECOMATIC	Solideal	4.33 R-8	180x70-8	18x7-8
8113683C	SC20	Continental	4.33 R-8	180x70-8	18x7-8
8113683N	SOLIDPRO STANDARD	Nexen	4.33 R-8	180x70-8	18x7x8
8113710N	SOLIDPRO STANDARD	Nexen	6.50 F-10	n/a	200x50-10
8113710S	SOLIDEAL MAGNUM	Solideal	6.50 F-10	n/a	200x50-10
8113678N	SOLIDPRO STANDARD	Nexen	6.00 E-9	200x75-9	21x8-9
8113678S	SOLIDEAL MAGNUM	Solideal	6.00 E-9	200x75-9	21x8-9
8113678S Eco	SOLIDEAL ECOMATIC	Solideal	6.00 E-9	200x75-9	21x8-9
8113678C	SC20	Continental	6.00 E-9	200x75-9	21x8-9
8113552C	SC20	Continental	7.0-15	n/a	225x75-15
8113720S	SOLIDEAL MAGNUM	Solideal	8.00 G-12	250x60-12	23x10-12 Magnum
8113720S Eco	SOLIDEAL ECOMATIC	Solideal	8.00 G-12	250x60-12	23x10-12 Magnum
8113720C	SC20	Continental	8.00 G-12	250x60-12	23x10-12 Magnum
8113720N	SOLIDPRO STANDARD	Nexen	8.00 G-12	250x60-12	23x10x12
8113717S	SOLIDEAL MAGNUM	Solideal	6.50 F-10	225x75-10	23x9-10
8113717C	SC20	Continental	6.50 F-10	225x75-10	23x9-10
8113717N	SOLIDPRO STANDARD	Nexen	6.50 F-10	225x75-10	23x9x10
8113567S	SOLIDEAL MAGNUM	Solideal	7.50-15	250x70-15x7.5	250-15
8113567C	SC20	Continental	7.50-15	250x70-15x7.5	250-15



8113567N	SOLIDPRO STANDARD	Nexen	7.50-15	250x70-15x7.5	250-15
8113738N	SOLIDPRO STANDARD	Nexen	9.75-15	n/a	28x12.5-15
8113628N	SOLIDPRO STANDARD	Nexen	8.0-15	n/a	3.00-15
8113628S	SOLIDEAL MAGNUM	Solideal	8.0-15	n/a	3.00-15
8113628S Eco	SOLIDEAL ECOMATIC	Solideal	8.0-15	n/a	3.00-15
8113628C	SC20	Continental	8.0-15	315x70-15	3.00-15
8110029C	SC20	Continental	3.00 D-8	n/a	4.00-8
8110029C SIT	SC20 SIT	Continental	3.00 D-8	n/a	4.00-8
8110029N	SOLIDPRO STANDARD	Nexen	3.00 D-8	n/a	4.00-8
8110029S	SOLIDEAL MAGNUM	Solideal	3.00 D-8	n/a	4.00-8
8113543N	SOLIDPRO STANDARD	Nexen	3.00 D-8	n/a	5.00-8
8113543S	SOLIDEAL MAGNUM	Solideal	3.00 D-8	n/a	5.00-8
8113543S Eco	SOLIDEAL ECOMATIC	Solideal	3.00 D-8	n/a	5.00-8
8113579N UHP	STANDARD UHP	Nexen	4.00 E-9	n/a	6.00-9
8113579S	SOLIDEAL MAGNUM	Solideal	4.00 E-9	n/a	6.00-9
8113579S Eco	SOLIDEAL ECOMATIC	Solideal	4.00 E-9	n/a	6.00-9
8113579C	SC20	Continental	4.00 E-9	n/a	6.00-9
8113579N	SOLIDPRO STANDARD	Nexen	4.00 E-9	n/a	6.00-9-10
8113537N	SOLIDPRO STANDARD	Nexen	5.00 F-10	n/a	6.50-10
8113537S	SOLIDEAL MAGNUM	Solideal	5.00 F-10	n/a	6.50-10
8113537S Eco	SOLIDEAL ECOM	Solideal	5.00 F-10	n/a	6.50-10
8113537C	SC20	Continental	5.00 F-10	n/a	6.50-10
8113549N	SOLIDPRO STANDARD	Nexen	5.00 S-12	n/a	7.00-12
8113549N UHP	SOLIDPRO SRANDARD UHP	Nexen	5.00 S-12	n/a	7.00-12
8113549S	SOLIDEAL MAGNUM	Solideal	5.00 S-12	n/a	7.00-12
8113549S Eco	SOLIDEAL ECOMATIC	Solideal	5.00 S-12	n/a	7.00-12
8113549C	SC20	Continental	5.00 S-12	n/a	7.00-12
8113741N	SOLIDPRO STANDARD	Nexen	5.50-15	n/a	7.00-15
8113631N	SOLIDPRO STANDARD	Nexen	6.50-15	n/a	7.50-15
8113631S	SOLIDEAL MAGNUM	Solideal	6.50-15	n/a	7.50-15
8113631S AD TRAK	SOLIDEAL AD TRAK	Solideal	6.50-15	n/a	7.50-15
8113631C	SC20	Continental	6.50-15	n/a	7.50-15
8113552N	SOLIDPRO STANDARD	Nexen	7.0-15	28x9-15	8.15-15
8113552S	SOLIDEAL MAGNUM	Solideal	7.0-15	28x9-15	8.15-15
8113552S Eco	SOLIDEAL ECOMATIC	Solideal	7.0-15	28x9-15	8.15-15
8113625N	SOLIDPRO STANDARD	Nexen	6.50-15	n/a	8.25-15
8113625S	SOLIDEAL MAGNUM	Solideal	6.50-15	n/a	8.25-15
8113625S Eco	SOLIDEAL ECOMATIC	Solideal	6.50-15	n/a	8.25-15
8113625C	SC20	Continental	6.50-15	n/a	8.25-15

Tab. 34: Solid without Clip

### 5.1.1.2 Solid with Clip



with Clip



Nexen



Solideal



Continental

Part No.	Brand Description	MFR	Rim	Dimension	Size
4579273N Easy	SOLIDPRO EASY-FIT	Nexen	n/a	n/a	140x55-9
4579274N Easy	SOLIDPRO EASY-FIT	Nexen	n/a	n/a	140x55-9
8113700CSIT	SC20 SIT	Continental	3.00 D-8	125x75-8	15x4.5-8
8113700N Easy	SOLIDPRO EASY-FIT	Nexen	3.00 D-8	125x75-8	15x4.5-8
8113700S Eco Quick	SOLIDEAL ECOMATIC QUICK	Solideal	3.00 D-8	125x75-8	15x4.5-8
8113700S X Quick	SOLIDEAL XTREME QUICK	Solideal	3.00 D-8	125x75-8	15x4.5-8
8113683C SIT	SC20 SIT	Continental	4.33 R-8	180x70-8	18x7-8
8113683N Easy	SOLIDPRO EASY-FIT	Nexen	4.33 R-8	180x70-8	18x7-8
8113683N EASY UHP	SOLIDPRO EASY-FIT UHP	Nexen	4.33 R-8	180x70-8	18x7-8
8113683S Eco Quick	SOLIDEAL ECOMATIC QUICK	Solideal	4.33 R-8	180x70-8	18x7-8
8113683S M Quick	SOLIDEAL MAGNUM QUICK	Solideal	4.33 R-8	180x70-8	18x7-8
8113710C SIT	SC20 SIT	Continental	6.50 F-10	n/a	200x50-10
8113710N Easy	SOLIDPRO EASY-FIT	Nexen	6.50 F-10	n/a	200x50-10
8113710N Easy UHP	SOLIDPRO EASY-FIT UHP	Nexen	6.50 F-10	n/a	200x50-10
8113710S Eco Quick	SOLIDEAL ECOMATIC QUICK	Solideal	6.50 F-10	n/a	200x50-10
8113710S M Quick	SOLIDEAL MAGNUM QUICK	Solideal	6.50 F-10	n/a	200x50-10
8113710S X Quick	SOLIDEAL XTREME QUICK	Solideal	6.50 F-10	n/a	200x50-10
8113678C SIT	SC20 SIT	Continental	6.00 E-9	200x75-9	21x8-9
8113678N Easy	SOLIDPRO EASY-FIT	Nexen	6.00 E-9	200x75-9	21x8-9
8113678S Eco Quick	SOLIDEAL ECOMATIC QUICK	Solideal	6.00 E-9	200x75-9	21x8-9
8113678S Quick	SOLIDEAL MAGNUM QUICK	Solideal	6.00 E-9	200x75-9	21x8-9
8113720S Quick	SOLIDEAL MAGNUM QUICK	Solideal	8.00 G-12	250x60-12	23x10-12 Magnum
8113720S Eco Quick	SOLIDEAL ECOMATIC QUICK	Solideal	8.00 G-12	250x60-12	23x10-12 Magnum
8113720C SIT	SC20 SIT	Continental	8.00 G-12	250x60-12	23x10x12
8113720N Easy	SOLIDPRO EASY-FIT	Nexen	8.00 G-12	250x60-12	23x10x12

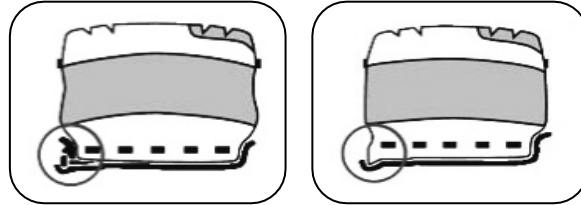
8113717C SIT	SC20 SIT	Continental	6.50 F-10	225x75-10	23x9-10
8113717N Easy	SOLIDPRO EASY-FIT	Nexen	6.50 F-10	225x75-10	23x9-10
8113717S Eco	SOLIDEAL ECOMATIC	Solideal	6.50 F-10	225x75-10	23x9-10
8113717S Eco Quick	SOLIDEAL ECOMATIC QUICK	Solideal	6.50 F-10	225x75-10	23x9-10
8113567S Quick	SOLIDEAL MAGNUM QUICK	Solideal	7.5-15	250x70-15x 7.5	250-15
8113567C SIT	SC20 SIT	Continental	42131	250x70-15x7.5	250x15
8113567N Easy	SOLIDPRO EASY-FIT	Nexen	42131	250x70-15x7.5	250x15
4580060N Easy	SOLIDPRO EASY-FIT	Nexen	n/a	250x75-12	27x10-12
4580060N Easy UHP	SOLIDPRO EASY-FIT UHP	Nexen	n/a	250x75-12	27x10-12
8113738N Easy	SOLIDPRO EASY-FIT	Nexen	9.75-15	n/a	28x12.5-15
8113628C SIT	SC20 SIT	Continental	8.0-15	315x70-15	3.00-15
8113628N Easy	SOLIDPRO EASY-FIT	Nexen	8.0-15	n/a	3.00-15
8113628S Eco Quick	SOLIDEAL ECOMATIC QUICK	Solideal	8.0-15	n/a	3.00-15
8113628S Quick	SOLIDEAL MAGNUM QUICK	Solideal	8.0-15	n/a	3.00-15
8113628N Easy UHP	SOLIDPRO EASY-FIT UHP	Nexen	8.0-15	n/a	3.00-15
8110029N Easy	SOLIDPRO EASY-FIT	Nexen	3.00 D-8	n/a	4.00-8
8110029S Quick	SOLIDEAL MAGNUM QUICK	Solideal	3.00 D-8	n/a	4.00-8
8113543C SIT	SC20 SIT	Continental	3.00 D-8	n/a	5.00-8
8113543N Easy	SOLIDPRO EASY-FIT	Nexen	3.00 D-8	n/a	5.00-8
8113543S Eco Quick	SOLIDEAL ECOMATIC QUICK	Solideal	3.00 D-8	n/a	5.00-8
8113543S M Quick	SOLIDEAL MAGNUM QUICK	Solideal	3.00 D-8	n/a	5.00-8
8113543S X Quick	SOLIDEAL XTREME QUICK	Solideal	3.00 D-8	n/a	5.00-8
8113579S Eco Quick	SOLIDEAL ECOMATIC QUICK	Solideal	4.00 E-9	n/a	6.00-9
8113579S M Quick	SOLIDEAL MAGNUM QUICK	Solideal	4.00 E-9	n/a	6.00-9
8113579S X Quick	SOLIDEAL XTREME QUICK	Solideal	4.00 E-9	n/a	6.00-9
8113579C SIT	SC20 SIT	Continental	4.00 E-9	n/a	6.00-9-10
8113579N Easy	SOLIDPRO EASY-FIT	Nexen	4.00 E-9	n/a	6.00-9-10
8113537C SIT	SC20 SIT	Continental	5.00 F-10	n/a	6.50-10
8113537N Easy	SOLIDPRO EASY-FIT	Nexen	5.00 F-10	n/a	6.50-10
8113537S Eco Quick	SOLIDEAL ECOMATIC QUICK	Solideal	5.00 F-10	n/a	6.50-10
8113537S M Quick	SOLIDEAL MAGNUM QUICK	Solideal	5.00 F-10	n/a	6.50-10
8113537S X Quick	SOLIDEAL XTREME QUICK	Solideal	5.00 F-10	n/a	6.50-10
8113549C SIT	SC20 SIT	Continental	5.00 S-12	n/a	7.00-12
8113549I FLASH	SOLIDPRO EASY-FIT	Nexen	n/a	n/a	7.00-12
8113549N Easy	SOLIDPRO EASY-FIT	Nexen	5.00 S-12	n/a	7.00-12
8113549S Eco Quick	SOLIDEAL ECOMATIC QUICK	Solideal	5.00 S-12	n/a	7.00-12
8113549S M Quick	SOLIDEAL MAGNUM QUICK	Solideal	5.00 S-12	n/a	7.00-12
8113549S X Quick	SOLIDEAL XTREME QUICK	Solideal	5.00 S-12	n/a	7.00-12
8113741N Easy	SOLIDPRO EASY-FIT	Nexen	5.50-15	n/a	7.00-15
8113631C SIT	SC20 SIT	Continental	6.50-15	n/a	7.50-15
8113631N Easy	SOLIDPRO EASY-FIT	Nexen	6.50-15	n/a	7.50-15
8113631S Eco Quick	SOLIDEAL ECOMATIC QUICK	Solideal	6.50-15	n/a	7.50-15



<b>8113631S Quick</b>	SOLIDEAL MAGNUM QUICK	Solideal	n/a	n/a	7.50-15
<b>8113552C SIT</b>	SC20 225/75-15 SIT	Continental	7.0-15	n/a	8.15-15
<b>8113552N Easy</b>	SOLIDPRO EASY-FIT	Nexen	7.0-15	28x9-15	8.15-15
<b>8113552S Eco Quick</b>	SOLIDEAL ECOMATIC QUICK	Solideal	7.0-15	28x9-15	8.15-15
<b>8113552S M Quick</b>	SOLIDEAL MAGNUM QUICK	Solideal	7.0-15	28x9-15	8.15-15
<b>8113552S X Quick</b>	SOLIDEAL XTREME QUICK	Solideal	7.0-15	28x9-15	8.15-15
<b>8113625C SIT</b>	SC20 SIT	Continental	6.50-15	n/a	8.25-15
<b>8113625N Easy</b>	SOLIDPRO EASY-FIT	Nexen	6.50-15	n/a	8.25-15
<b>8113625S Eco Quick</b>	SOLIDEAL ECOMATIC QUICK	Solideal	6.50-15	n/a	8.25-15
<b>8113625S Quick</b>	MAGNUM QUICK	Solideal	6.50-15	n/a	8.25-15

Tab. 35: Solid with Clip

5.1.2 Solid Non-Marking



w/o Clip

with Clip



Nexen



Solideal



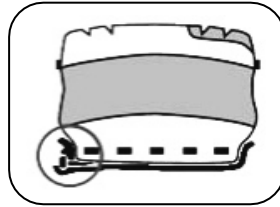
Continental



**Note**

*Clip = Easy/ Quick/ SIT*

5.1.2.1 Solid NM without Clip



w/o Clip



Nexen



Solideal



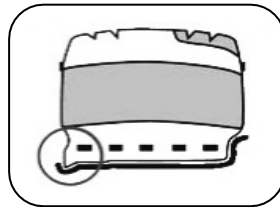
Continental

Part No.	Brand Description	MFR	Rim	Dimension	Size
4579274N	SOLIDPRO STANDARD	Nexen	n/a	n/a	140x55-9
8113703S	SOLIDEAL MAGNUM	Solideal	3.00 D-8	125x75-8	15x4.5-8
8113703S Eco	SOLIDEAL ECOMATIC	Solideal	3.00 D-8	125x75-8	15x4.5-8
8113703C	SC20	Continental	3.00 D-8	125x75-8	15x4.5-8
8113703N	SOLIDPRO STANDARD	Nexen	3.00 D-8	125x75-8	15x4.5x8
8113686S	SOLIDEAL MAGNUM	Solideal	4.33 R-8	180x70-8	18x7x8
8113686C	SC20	Continental	4.33 R-8	180x70-8	18x7x8
8113686N	SOLIDPRO STANDARD	Solideal	4.33 R-8	180x70-8	18x7x8
8113686T	PREMIA	Trelleborg	4.33 R-8	180x70-8	18x7x8
8026834N	SOLIDPRO STANDARD	Nexen	7.00 D	180x90-8	18x9x8
8113713C	SC20	Continental	6.50 F-10	n/a	200x50-10 Magnum
8113713N	SOLIDPRO STANDARD	Nexen	6.50 F-10	n/a	200x50-10
8113713S	SOLIDEAL MAGNUM (GREY)	Solideal	6.50 F-10	n/a	200x50-10
8113695N	SOLIDPRO STANDARD	Nexen	6.00 E-9	200x75-9	21x8-9
8113695S	SOLIDEAL MAGNUM	Solideal	6.00 E-9	200x75-9	21x8-9
8113695S Eco	SOLIDEAL ECOMATIC	Solideal	6.00 E-9	200x75-9	21x8-9
8113561C	SC20	Continental	7.0-15	n/a	225x75-15
8113726N	SOLIDPRO STANDARD	Nexen	8.00 G-12	250x60-12	23x10-12
8113726S	SOLIDEAL MAGNUM (GREY)	Solideal	8.00 G-12	250x60-12	23x10-12
8113726S Eco	SOLIDEAL ECOMATIC (GREY)	Solideal	8.00 G-12	250x60-12	23x10-12
8113723N	SOLIDPRO STANDARD	Nexen	6.50 F-10	225x75-10	23x9-10
8113723S	SOLIDEAL MAGNUM (GREY)	Solideal	6.50 F-10	225x75-10	23x9-10
8113723S Eco	SOLIDEAL ECOMATIC (GREY)	Solideal	6.50 F-10	225x75-10	23x9-10
8113723C	SC20	Continental	6.50 F-10	225x75-10	23x9-10

8113574N	SOLIDPRO STANDARD	Camos	42131	250x70-15x7.5	250-15
8113574S	SOLIDEAL MAGNUM	Solideal	n/a	250x70-15x7.5	250-15
8113574C	SC20	Continental	n/a	250x70-15x7.5	250-15
8113746N	SOLIDPRO STANDARD	Nexen	9,75-15	28x12.5-15	28x12.5-15
8113637N	SOLIDPRO STANDARD	Nexen	8.0-15	n/a	300-15
8113637S	SOLIDEAL MAGNUM	Solideal	8.0-15	n/a	300-15
8113637S Eco	SOLIDEAL ECOMATIC	Solideal	8.0-15	n/a	300-15
8110035N	SOLIDPRO STANDARD	Nexen	3.00 D-8	Profile MTP	4.00-8
8092509N	SOLIDPRO STANDARD	Nexen	3.00 D-8	Profile LUG	4.00-8
8113546N	SOLIDPRO STANDARD	Nexen	3.00 D-8	n/a	5.00-8
8113546S	SOLIDEAL MAGNUM	Solideal	3.00 D-8	n/a	5.00-8
8113546S Eco	SOLIDEAL ECOMATIC	Solideal	3.00 D-8	n/a	5.00-8
8113546C	SC20	Continental	3.00 D-8	n/a	5.00-8
8113585N	SOLIDPRO STANDARD	Nexen	4.00 E-9	n/a	6.00-9
8113585S	SOLIDEAL MAGNUM	Solideal	4.00 E-9	n/a	6.00-9
8113585S Eco	SOLIDEAL ECOMATIC	Solideal	4.00 E-9	n/a	6.00-9
8113585C	SC20	Continental	4.00 E-9	n/a	6.00-9
8113540N	SOLIDPRO STANDARD	Nexen	5.00 F-10	n/a	6.50-10
8113540S Eco	SOLIDEAL ECOMATIC	Solideal	5.00 F-10	n/a	6.50-10
8113540C	SC20	Continental	5.00 F-10	n/a	6.50-10
8113558N	SOLIDPRO STANDARD	Solideal	5.00 S-12	n/a	7.00-12
8113558S	SOLIDEAL MAGNUM	Solideal	5.00 S-12	n/a	7.00-12
8113558S Eco	SOLIDEAL ECOMATIC	Solideal	5.00 S-12	n/a	7.00-12
8113558C	SC20	Continental	5.00 S-12	n/a	7.00-12
8113749N	SOLIDPRO STANDARD	Nexen	5.50-15	n/a	7.00-15
8113640N	SOLIDPRO STANDARD	Nexen	6.50-15	n/a	7.50-15
8113640S	SOLIDEAL MAGNUM	Solideal	6.50-15	n/a	7.50-15
8113640S Eco	SOLIDEAL ECOMATIC	Solideal	6.50-15	n/a	7.50-15
8113561N	SOLIDPRO STANDARD	Camos	7.0-15	n/a	8.15-15
8113561S	SOLIDEAL MAGNUM	Solideal	7.0-15	28x9-15	8.15-15
8113634N	SOLIDPRO STANDARD	Nexen	6.50-15	n/a	8.25-15
8113634S	SOLIDEAL MAGNUM	Solideal	6.50-15	n/a	8.25-15
8113634S Eco	SOLIDEAL ECOMATIC	Solideal	6.50-15	n/a	8.25-15
8113546C	SOLIDEAL ECOMATIC QUICK	Solideal	6.50-15	n/a	8.25-15

Tab. 36: Solid NM without Clip

### 5.1.2.2 Solid NM with Clip



with Clip



Nexen



Solideal



Continental

Part No.	Brand Description	MFR	Rim	Dimension	Size
4579274N Easy	SOLIDPRO EASY-FIT	Nexen	n/a	n/a	140x55-9
8113703S M Quick	SOLIDEAL MAGNUM QUICK	Solideal	3.00 D-8	125x75-8	15x4.5-8
8113703S X Quick	SOLIDEAL XTREME QUICK	Solideal	3.00 D-8	125x75-8	15x4.5-8
8113703C SIT	SC20 125/75-8	Continental	3.00 D-8	125x75-8	15x4.5x8
8113703N Easy	SOLIDPRO EASY-FIT	Nexen	3.00 D-8	125x75-8	15x4.5x8
8113686C SIT	SC20 SIT	Continental	4.33 R-8	180x70-8	18x7x8
8113686N Easy	SOLIDPRO EASY-FIT	Nexen	4.33 R-8	180x70-8	18x7x8
1246286N	SOLIDPRO EASY-FIT	Nexen	7.00 D	n/a	18x9-8
8113713C SIT	SC20 SIT	Continental	6.50 F-10	n/a	200x50-10
8113713N Easy	SOLIDPRO EASY-FIT	Nexen	6.50 F-10	n/a	200x50-10
8113713S M QUICK	SOLIDEAL MAGNUM QUICK	Solideal	6.50 F-10	n/a	200x50-10
8113713S X QUICK	SOLIDEAL XTREME QUICK	Solideal	6.50 F-10	n/a	200x50-10
8113695N Easy	SOLIDPRO EASY-FIT	Nexen	6.00 E-9	200x75-9	21x8-9
8113695S X Quick	SOLIDEAL XTREME QUICK	Solideal	6.00 E-9	200x75-9	21x8-9
8113695S Eco Quick	SOLIDEAL ECOMATIC QUICK	Solideal	6.00 E-9	200x75-9	21x8-9
8113726N Easy	SOLIDPRO EASY-FIT	Nexen	8.00 G-12	250x60-12	23x10-12
8113726S Quick	SOLIDEAL MAGNUM QUICK (GREY)	Solideal	8.00 G-12	250x60-12	23x10-12
8113723C SIT	SC20 SIT	Continental	6.50 F-10	225x75-10	23x9-10
8113723N Easy	SOLIDPRO EASY-FIT	Nexen	6.50 F-10	225x75-10	23x9-10
8113723S Eco Quick	ECO QUICK (GREY)	Solideal	6.50 F-10	225x75-10	23x9-10
8113723S Quick	MAGNUM QUICK (GREY)	Solideal	6.50 F-10	225x75-10	23x9-10
8113574C SIT	SC20	Continental	42131	250x70-15x7.5	250-15
8113574N Easy	SOLIDPRO EASY-FIT	Solideal	42131	250x70-15x7.5	250-15
8113574S Quick	SOLIDEAL MAGNUM QUICK	Solideal	7.0-15	250x70-15x7.5	250-15



8113746N Easy	SOLIDPRO EASY-FIT	Nexen	9.75-15	28x12.5-15	28x12.5-15
8113746S X Quick	QUICK XTREME NM GREY	Solideal	9.75-15	28x12.5-15	28x12.5-15
8113637S Eco Quick	SOLIDEAL ECOMATIC QUICK	Solideal	8.0-15	n/a	300-15
8113637N Easy	SOLIDPRO EASY-FIT	Nexen	8.0-15	n/a	300-15
8113637S Quick	SOLIDEAL MAGNUM QUICK	Solideal	8.0-15	n/a	300-15
8110035N Easy	SOLIDPRO EASY-FIT	Nexen	3.00 D-8	Profile MTP	4.00-8
8113546C SIT	SC20 SIT	Continental	3.00 D-8	n/a	5.00-8
8113546N Easy	SOLIDPRO EASY-FIT	Nexen	3.00 D-8	n/a	5.00-8
8113546S X Quick	SOLIDEAL XTREME QUICK	Solideal	3.00 D-8	n/a	5.00-8
8113546S M Quick	SOLIDEAL MAGNUM QUICK	Solideal	3.00 D-8	n/a	5.00-8
8113585C SIT	SC20 SIT	Continental	4.00 E-9	n/a	6.00-9
8113585N Easy	SOLIDPRO EASY-FIT	Nexen	4.00 E-9	n/a	6.00-9
8113585S M Quick	SOLIDEAL MAGNUM QUICK	Solideal	4.00 E-9	n/a	6.00-9
8113585S Eco Quick	SOLIDEAL ECOMATIC QUICK	Solideal	4.00 E-9	n/a	6.00-9
8113585S X Quick	SOLIDEAL XTREME QUICK	Solideal	4.00 E-9	n/a	6.00-9
8113540C SIT	SC20	Continental	5.00 F-10	n/a	6.50-10
8113540N Easy	SOLIDPRO EASY-FIT	Nexen	5.00 F-10	n/a	6.50-10
8113540S M Quick	SOLIDEAL MAGNUM QUICK	Solideal	5.00 F-10	n/a	6.50-10
8113540S Eco Quick	SOLIDEAL ECOMATIC QUICK	Solideal	5.00 F-10	n/a	6.50-10
8113540S X Quick	SOLIDEAL XTREME QUICK	Solideal	5.00 F-10	n/a	6.50-10
8113558C SIT	SC20 SIT	Continental	5.00 S-12	n/a	7.00-12
8113558N Easy	SOLIDPRO EASY-FIT	Solideal	5.00 S-12	n/a	7.00-12
8113558S M Quick	SOLIDEAL MAGNUM QUICK	Solideal	5.00 S-12	n/a	7.00-12
8113558S Eco Quick	SOLIDEAL ECOMATIC QUICK	Solideal	5.00 S-12	n/a	7.00-12
8113558S X Quick	SOLIDEAL XTREME QUICK	Solideal	5.00 S-12	n/a	7.00-12
8113749N Easy	SOLIDPRO EASY-FIT	Nexen	5.50-15	n/a	7.00-15
8113640N Easy	SOLIDPRO EASY-FIT	Nexen	6.50-15	n/a	7.50-15
8113640S Quick	SOLIDEAL MAGNUM QUICK	Solideal	6.50-15	n/a	7.50-15
8113640S Eco Quick	SOLIDEAL ECOMATIC QUICK	Solideal	6.50-15	n/a	7.50-15
8113561C SIT	SC20 225/75-15	Continental	7.0-15	n/a	8.15-15
8113561N Easy	SOLIDPRO EASY-FIT	Solideal	7.0-15	n/a	8.15-15
8113561S M Quick	SOLIDEAL MAGNUM QUICK	Solideal	7.0-15	28x9-15	8.15-15
8113561S X Quick	SOLIDEAL XTREME QUICK	Solideal	7.0-15	28x9-15	8.15-15
8113561S Eco Quick	SOLIDEAL ECOMATIC QUICK	Solideal	7.0-15	28x9-15	8.15-15
8113634N Easy	SOLIDPRO EASY-FIT	Nexen	6.50-15	n/a	8.25-15
8113634S Quick	SOLIDEAL MAGNUM QUICK	Solideal	6.50-15	n/a	8.25-15

Tab. 37: Solid NM with Clip



**5.1.3 Pneumatic (with flap/ tube)**



**Solideal**



**Continental**

Part No.	Brand Description	MFR	PR	Size
8069504S Eco	SOLIDEAL ECOMATIC	Solideal	6	4.00-8
8026851S	SOLIDEAL ED PLUS	Solideal	10	5.00-8
8026851C	RADIAL IC70	Continental	10	5.00-8
8024203C IC12	IC12	Continental	16	18x7-8
8024203C IC40	IC40	Continental	16	18x7-8
8002122S	SOLIDEAL ED PLUS	Solideal	10	6.00-9
8002122S Eco	SOLIDEAL ECOMATIC	Solideal	10	6.00-9
8002122C IC10	IC12	Continental	12	6.00-9
8002122C IC40	IC40	Continental	12	6.00-9
8038466S	SOLIDEAL ED PLUS	Solideal	16	21x8-9
8038466S Eco	SOLIDEAL ECOMATIC	Solideal	14	21x8-9
8002545S	SOLIDEAL ED PLUS	Solideal	14	6.50-10
903754C IC10	IC10	Continental	14	6.50-10
8046171S	SOLIDEAL ED PLUS	Solideal	18	23x9-10
8046171S Eco	SOLIDEAL ECOMATIC	Solideal	18	23x9-10
8046171C IC12	IC12	Continental	20	23x9-10
8046171C IC40	IC40	Continental	20	23x9-10
926267S	SOLIDEAL ED PLUS	Solideal	14	7.00-12
926267S Eco	SOLIDEAL ECOMATIC	Solideal	14	7.00-12
926267	CMHI	Korea	14	7.00-12
926267C IC10	IC10	Continental	14	7.00-12
926267C IC40	IC40	Continental	14	7.00-12
903029S	SOLIDEAL ED PLUS	Solideal	14	7.50-15
903029S Eco	SOLIDEAL ECOMATIC	Solideal	14	7.50-15
903029C IC10	IC10	Continental	16	7.50-15
903029C IC40	IC40	Continental	14	7.50-15
926277S	SOLIDEAL ED PLUS	Solideal	14	8.15-15(28x9-15)



<b>926277S Eco</b>	SOLIDEAL ECOMATIC	Solideal	14	8.15-15(28x9-15)
<b>926277C IC12</b>	IC12	Continental	14	28x9-15
<b>926277C IC40</b>	IC40	Continental	14	28x9-15
<b>903032S</b>	SOLIDEAL ED PLUS	Solideal	16	8.25-15
<b>8041892</b>	CMHI	Korea	18	8.25-15
<b>8041892C IC 10</b>	IC10	Continental	18	8.25-15
<b>8041892C IC 40</b>	IC40	Continental	18	8.25-15
<b>8086218S</b>	SOLIDEAL ED PLUS	Solideal	18	250-15
<b>6037-11160ASS</b>	SOLIDEAL ED PLUS	Solideal	18	300-15
<b>6037-11160ASS Eco</b>	SOLIDEAL ECOMATIC	Solideal	18	300-15
<b>6037-11160ASC IC12</b>	IC12	Continental	22	300-15
<b>6037-11160ASC IC40</b>	IC40	Continental	22	300-15
<b>4301032S</b>	SOLIDEAL ED PLUS	Solideal	18	12.00-20
<b>4301032C</b>	IC40	Continental	18	12.00-20

Tab. 38: Pneumatic (with flap/ tube)

## 5.2 Wheels



Caster Wheels



Drive Wheels



Load Wheels

# TOTALIFT<sup>®</sup>

5.2.1 Caster Wheels



Image	Part No.	Description	Colour	Material	Dimension (mm)	Model
	1247442	CASTER WHEEL	Orange	PU	OD:74/ ID:48	WP15
	936896	CASTER WHEEL	Orange	PU	OD:85/ ID:48	WPX18
	1248950ALT	CASTER WHEEL	Orange	PU	OD:100/ ID:15/ TH:40	PX,SSX,CPT16, CPT20
	360100110	CASTER WHEEL	Orange	PU	OD:100/ TH:40	
	8113403	CUSTER WHEEL	Orange	PU	OD:125/ ID:20/ TH:40	
	937738	CASTER WHEEL	Orange	PU	OD:130/ ID:52 TH:55	WS10, WS10M, WSXD20
	360801030	CASTER WHEEL	Orange	PU	OD:150/ ID:20/ TH:54/62	CPS12AC, CPS15AC, CPTP20AC
	4577880	CASTER WHEEL	Orange	PU	OD:150/ ID:20/ TH:55	

Tab. 39: Caster Wheels





5.2.2 Drive Wheels



Image	Part No.	Description	Colour	Material	Dimension (mm)	Model
	939738	DRIVE WHEEL	Orange	PU	130 x 30 - 55	WPIO12
	939833	DRIVE WHEEL	Orange	PU	210 x 69 - 83	WPIO12
	936700	DRIVE WHEEL	Orange	PU	210 x 70	WP15, WS10, WS10M
	1247459	DRIVE WHEEL NM (TREADED)	White	PU	210 x 70	WP15, WS10, WS10M
	4578561	DRIVE WHEEL	Orange	PU	230 x 70	
	357408098	DRIVE WHEEL (SUPERTRACK)	Orange	PU	230 x 72	
	1247067	DRIVE WHEEL	Orange	PU	230 x 75	WPX18; WPX20; WSXD20
	420103010	DRIVE WHEEL	Orange	Rubber	230 x 75	

Image	Part No.	Description	Colour	Material	Dimension (mm)	Model
	938828	DRIVE WHEEL NM (TREADED)	White	PU	230 x 75	PPX20; PPXS20; WPX18
	357408099	DRIVE WHEEL	Black	Rubber	230 x 75 - 175	CPT16AC
	357408091	DRIVE WHEEL	Orange	PU	230 x 75 / 80 - 6	
	8082842	DRIVE WHEEL (SHORE 92)	Orange	PU	230 x 82 - 45	
	8082842-75	DRIVE WHEEL (SHORE 75) ANTI SLIP	Red	PU	230 x 82 - 45	
	8082842-ELF	DRIVE WHEEL (SHORE H8 95) ELECTR. COND.	Black	PU	230 x 82 - 45	
	4580291	DRIVE WHEEL	Orange	PU	230 x 90	
	256002130	DRIVE WHEEL	Orange	PU	244 x 76	CPS12L AC
	256002140	DRIVE WHEEL	Black	Rubber	250 x 76	CPS12AC, LOGOS AC
	357408005	DRIVE WHEEL (SUPERTRACK)	Orange	Rubber	254 x 100	CPTP20AC
	420103090	DRIVE WHEEL	Orange	PU	254 x 192 - 81	CRS13, CPS15AC, CPTP20AC



Image	Part No.	Description	Colour	Material	Dimension (mm)	Model
	<b>420103080</b>	DRIVE WHEEL	Black	Rubber	260 x 95 - 210	
	<b>354111139</b>	DRIVE WHEEL	Orange	PU	275 x 120	
	<b>630503010</b>	DRIVE WHEEL	Orange	PU	343 x 114	CRT14AC, CRT16AC, CRT16SEAC
	<b>8101312</b>	DRIVE WHEEL (SHORE 93)	Orange	PU	343 x 114	SRX

Tab. 40: Drive Wheels



## 5.2.3 Load Wheels





Image	Part No.	Description	Colour	Material	Dimension (mm)	Model
	<b>4580503</b>	LOAD WHEEL	Orange	PU	OD:85 / ID:12,4/ TH:85	
	<b>4580219</b>	LOAD WHEEL	White	PU	OD:85/ ID:17/ TH:78	
	<b>399153</b>	LOAD WHEEL	Black	PU	OD:105/ ID:61/ TH:70	
	<b>8116141</b>	LOAD WHEEL	Green	PU	OD:125/ ID:20/ TH:80	SX126
	<b>8109817</b>	LOAD WHEEL	Orange	PU	OD:40/ ID:20	
	<b>360601010</b>	LOAD WHEEL	Black	PU	OD:48/ TH:22	CPTP20AC
	<b>936754</b>	LOAD WHEEL	Orange	PU	OD:75/ ID:20/ TH:88/90	WPiø12,WPX18, WP15
	<b>1247054</b>	LOAD WHEEL	Orange	PU	OD:80/ ID:20/ TH:60	WP15,WPiø12, WPX18, WS10M,WS10



Image	Part No.	Description	Colour	Material	Dimension (mm)	Model
	4575288	LOAD WHEEL	White	PU	OD:80/ ID:20/ TH:70	
	4579024	LOAD WHEEL	White	PU	OD:80/ TH:60	
	4469885	LOAD WHEEL	Black	Nylon	OD:80/ TH:70	AC25
	4576005	LOAD WHEEL	Red	PU	OD:80/ TH:70	AC25
	4576171	LOAD WHEEL	Red	PU	OD:80/ TH:93	
	4578113	LOAD WHEEL	Black	PU	OD:80/ TH:93	
	4579018	LOAD WHEEL	White	Nylon	OD:81,6/ ID:20/ TH:82,4	
	4579025	LOAD WHEEL	Orange	PU	OD:82/ ID:20/ TH:60	
	936754ALT	LOAD WHEEL	Orange	PU	OD:82/ ID:20/ TH:70/74	WP15,WP30, WPL25
	4579019	LOAD WHEEL	White	PU	OD:82/ ID:20/ TH:80	
	936918	LOAD WHEEL	Orange	PU	OD:82/ ID:25/ TH:110	PPFXS20S, PPX20,WPX20

Image	Part No.	Description	Colour	Material	Dimension (mm)	Model
	8080236	LOAD WHEEL	Orange	PU	OD:85/ ID:20/ TH:110/115,3	
	8080236A	LOAD WHEEL	Orange	PU	OD:85/ ID:20/ TH:110/115,3	
	8080237	LOAD WHEEL	Orange	PU	OD:85/ ID:20/ TH:70	PX,SX
	8080237ALT	LOAD WHEEL	Orange	PU	OD:85/ ID:20/ TH:70	PX,SX
	4580054	LOAD WHEEL	Orange	PU	OD:85/ ID:20/ TH:70/75	
	1247082ALT	LOAD WHEEL	Orange	PU	OD:85/ TH:70	
	1247082	LOAD WHEEL	Orange	PU	OD:85/ TH:70	WPX20,PPX20, PPFX20S, PPXS20,PSX16, WSX12,WSX14, WSXD20
	4578217	LOAD WHEEL	Orange	PU	OD:85/ TH:70/ 78	
	4580232	LOAD WHEEL	Orange	PU	OD:97/ ID:25/ TH:85	
	2788079	LOAD WHEEL	Brown	PU	OD: 130/ ID: 70	NPR
	4579030	LOAD WHEEL	Orange	PU	OD:200/ ID:20/ TH:55	GS PRO



Image	Part No.	Description	Colour	Material	Dimension (mm)	Model
	<b>4580151</b>	LOAD WHEEL	White	Nylon	OD:200/ ID:20/ TH:50	GS PRO
	<b>4469810</b>	LOAD WHEEL	Black	Rubber	OD:200/ ID50/ TH:160	AC25

Tab. 41: Load Wheels

### 5.3 Bearings



**Ball Bearings**



**Taper Roller Bearings**



**Bearing Cups**



**Bearing Cones**

# TOTALIFT®

### 5.3.1 TIMKEN Ball Bearings



**Note**

*TIMKEN roller bearings are known for their high quality, low attrition and an excellent cost-value ratio. CLARK parts no. with T states it is a TIMKEN bearing!*

#### 5.3.1.1 Ball Bearings for the CLARK CC Range

Part No.	Description	Dimension	Model
855525	BALL BEARING DOUBLE SHIELDED	OD:47 ID:19,6 TH:14	WPX20,WP15,WS10
937730	BALL BEARING	OD:52 ID: 20 TH:15	PPX20,WPX20,WSXD20,WSX12
935767T	BALL BEARING	OD:52 ID:25 TH:15	WPX20,WSXD20,WSX12,WS10
936699	BALL BEARING	OD:150 ID:120 TH:16	WP16

Tab. 42: Ball Bearings CC Range

#### 5.3.1.2 Ball Bearings by Ref./ Indication

Part No.	Description	Ref./ Indication	Part No.	Description	Ref./ Indication
937516	BALL BEARING	6006	320803360T	BALL BEARING	6014-2RS
8077817T	BALL BEARING	6007	1309108T	BALL BEARING	6200-2RS
937532	BALL BEARING	6020	3738442T	BALL BEARING	6201RSC3
1232687T	BALL BEARING	6203	937234	BALL BEARING	6202-2RSC3
850036T	BALL BEARING	6204	784950T	BALL BEARING	6203-2RS
853189T	BALL BEARING	6206	855525T	BALL BEARING	6204-2RS
1232664T	BALL BEARING	6207	938364	BALL BEARING	6204-ZZC3
1234013T	BALL BEARING	6208	1232660T	BALL BEARING	6205-2RS
658019	BALL BEARING	6208	4305535T	BALL BEARING	6205-2RSC3
1241395T	BALL BEARING	6209	1233507T	BALL BEARING	6205RS
225825T	BALL BEARING	6210	4307483T	BALL BEARING	6205RSC3
8077819T	BALL BEARING	6304	3736687T	BALL BEARING	6205ZC3
1247440	BALL BEARING	6307	935767T	BALL BEARING	6205-ZZ
247348	BALL BEARING	6308	1238600	BALL BEARING	6206-2RS
1245341T	BALL BEARING	16003	1232768T	BALL BEARING	6206RS
1239338T	BALL BEARING	6003RS	659029T	BALL BEARING	6207RSC3



Part No.	Description	Ref./ Indication	Part No.	Description	Ref./ Indication
654305T	BALL BEARING	6004-2RS	742000T	BALL BEARING	6208-ZZ
937233	BALL BEARING	6005-2RSC3	1238384T	BALL BEARING	6209C3
923648T	BALL BEARING	6006-2RS-NR-C3	8113406T	BALL BEARING	6214-2RS
1246729T	BALL BEARING	6007-2RS	3881114	BALL BEARING	6302Z
1233677T	BALL BEARING	6007-ZZ	1313910T	BALL BEARING	6303-ZZ
1235600	BALL BEARING	6007ZZC3	937730	BALL BEARING	6304ZZ
1241802T	BALL BEARING	6009C3	4307534	BALL BEARING	6304-ZZC3
1233198T	BALL BEARING	6009-ZZ	867847T	BALL BEARING	6305-2RS
1244764	BALL BEARING	6010-2RS	937455T	BALL BEARING	6306-ZZ
2800259T	BALL BEARING	6011C3	231396T	BALL BEARING	6307-NR
4580102T	BALL BEARING	6012RS	742540	BALL BEARING	6307Z

Tab. 43: Ball Bearing by Ref./ Indication



### 5.3.2 TIMKEN Taper Roller Bearings



Part No.	Description	Ref./ Indication	Part No.	Description	Ref./ Indication
925451T	ROLLER BEARING	30204	1244748	ROLLER BEARING	32016X
1233461T	ROLLER BEARING	30206	915654T	ROLLER BEARING	32017X
1233633T	ROLLER BEARING	30207	4324168T	ROLLER BEARING	32018X
1247598	ROLLER BEARING	30208	927688T	ROLLER BEARING	32018X-9X026
1241384T	ROLLER BEARING	30209	927037T	ROLLER BEARING	32020X
1233464T	ROLLER BEARING	30213	1241260	ROLLER BEARING	32308B
1232639T	ROLLER BEARING	30214	1244736	ROLLER BEARING	33017-9X241
1232690T	ROLLER BEARING	30216	912974T	ROLLER BEARING	37425/37625
1233490T	ROLLER BEARING	30217	1819442T	ROLLER BEARING	3879/3820
1232683T	ROLLER BEARING	30219	3777709T	ROLLER BEARING	387A/382
1241328T	ROLLER BEARING	30307	926996T	ROLLER BEARING	387AS/382A
244143T	ROLLER BEARING	30308	2800274T	ROLLER BEARING	395A/394A
926982T	ROLLER BEARING	30309	7171-02790T	ROLLER BEARING	42688/42620
7178-00150T	ROLLER BEARING	31309	8042112T	ROLLER BEARING	43125/43312
926989T	ROLLER BEARING	31311	3777726T	ROLLER BEARING	44150/44348
1238273T	ROLLER BEARING	32015	3733586T	ROLLER BEARING	45290/45220
1232635T	ROLLER BEARING	32206	3777965T	ROLLER BEARING	497/492A
1232697T	ROLLER BEARING	32207	6004909T	ROLLER BEARING	497/493
927816T	ROLLER BEARING	32207	223288T	ROLLER BEARING	559/552A
4152229T	ROLLER BEARING	32208	4579301T	ROLLER BEARING	99401-21075/21212
1233465T	ROLLER BEARING	32210	915160T	ROLLER BEARING	A6075/A6157
1232638T	ROLLER BEARING	32211	224289T	ROLLER BEARING	HM89446/ HM89411
8059350T	ROLLER BEARING	32306	912945T	ROLLER BEARING	JLM104948/ JLM104910
7171-00930T	ROLLER BEARING	32307	927680T	ROLLER BEARING	JM205149/ JM205110
1238344T	ROLLER BEARING	33012	2800268T	ROLLER BEARING	JM714249/ JM714210
1238276T	ROLLER BEARING	33013	997111T	ROLLER BEARING	L44643/L44610
4349049T	ROLLER BEARING	33112	2809674T	ROLLER BEARING	L44649/L44610
2772669T	ROLLER BEARING	33205	1819436T	ROLLER BEARING	L507949/L507910
8046842T	ROLLER BEARING	33206	1241873	ROLLER BEARING	L68149/L68110





Part No.	Description	Ref./ Indication	Part No.	Description	Ref./ Indication
927142T	ROLLER BEARING	33208	2807612T	ROLLER BEARING	LM102949/ LM102910
8057595T	ROLLER BEARING	33210	231780T	ROLLER BEARING	LM104947A/ JLM104910
927820T	ROLLER BEARING	02475/02420	997113T	ROLLER BEARING	LM11949/LM11910
2798996T	ROLLER BEARING	03062/03162	3737585	ROLLER BEARING	LM48500LA-902A2
927517T	ROLLER BEARING	15117/15245	926240T	ROLLER BEARING	LM48548/LM48510
223252T	ROLLER BEARING	15123/15245	908512T	ROLLER BEARING	LM48548-90013
223231T	ROLLER BEARING	16150/16284	1819437T	ROLLER BEARING	LM48548A/ LM48510
2808625T	ROLLER BEARING	18690/18620	238996T	ROLLER BEARING	LM501349/ LM501310
223229T	ROLLER BEARING	1986/1931	3717119T	ROLLER BEARING	LM67048/ LM67010
223207T	ROLLER BEARING	25580/25520	927732	ROLLER BEARING	LM67048-90015
913840T	ROLLER BEARING	25590/25520	1817086T	ROLLER BEARING	M84548/M84510
3717118T	ROLLER BEARING	25877/25821	918675T	ROLLER BEARING	M86649/M86610
2800265T	ROLLER BEARING	28678/28622	2800271T	ROLLER BEARING	M88040/M88010
1819439T	ROLLER BEARING	28682/28621	224237T	ROLLER BEARING	M88048/M88010
2807611T	ROLLER BEARING	28682/28622	1241876	ROLLER BEARING	NP988352-90KM1
223228T	ROLLER BEARING	2878/2821	3735968T	ROLLER BEARING	T101
223257T	ROLLER BEARING	2984/2924	100788T	ROLLER BEARING	T107
1241256	ROLLER BEARING	30310-90KA1	711121T	ROLLER BEARING	T126
925453T	ROLLER BEARING	32007X	672140T	ROLLER BEARING	T127
1248116T	ROLLER BEARING	32010X	672194T	ROLLER BEARING	T138
1241867	ROLLER BEARING	32010X-90NA2	666553T	ROLLER BEARING	T151
1817083T	ROLLER BEARING	32011X	711464T	ROLLER BEARING	T176
1240628T	ROLLER BEARING	32011XM-90KM1	1313639T	ROLLER BEARING	T199
915653T	ROLLER BEARING	32012X	1316293T	ROLLER BEARING	T302
7178-00900T	ROLLER BEARING	32013X	1310405T	ROLLER BEARING	T309
4359668T	ROLLER BEARING	32015X	742277T	ROLLER BEARING	T94

Tab. 44: TIMKEN Taper Roller Bearing

### 5.3.3 TIMKEN Bearing Cups



Part No.	Description	Ref./ Indication	Part No.	Description	Ref./ Indication
667279T	BEARING CUP	382	918787T	BEARING CUP	56662
927146T	BEARING CUP	414	658988T	BEARING CUP	66462
1303281T	BEARING CUP	454	791554T	BEARING CUP	67322
658989T	BEARING CUP	493	225810T	BEARING CUP	77675
672004T	BEARING CUP	672	731991T	BEARING CUP	93125
731982T	BEARING CUP	792	3880175T	BEARING CUP	14C
711153T	BEARING CUP	932	731250T	BEARING CUP	354A
654746T	BEARING CUP	1328	654152T	BEARING CUP	362A
654153T	BEARING CUP	1931	658998T	BEARING CUP	382A
742249T	BEARING CUP	2523	666697T	BEARING CUP	394A
654154T	BEARING CUP	2720	675479T	BEARING CUP	44363D
731270T	BEARING CUP	2729	742240T	BEARING CUP	453X
661721T	BEARING CUP	2924	742243T	BEARING CUP	472A
654155T	BEARING CUP	3329	755873T	BEARING CUP	492A
654156T	BEARING CUP	3525	731729T	BEARING CUP	53390D
660181T	BEARING CUP	3720	710037T	BEARING CUP	552A
658996T	BEARING CUP	3732	2394436T	BEARING CUP	592A
710790T	BEARING CUP	3920	1308186T	BEARING CUP	592XS
1316291T	BEARING CUP	5735	655444T	BEARING CUP	A6157
742009T	BEARING CUP	07196	731994T	BEARING CUP	HM212010
731292T	BEARING CUP	9195	1301866T	BEARING CUP	HM237510
654157T	BEARING CUP	11315	1300778T	BEARING CUP	HM516410
2106438T	BEARING CUP	12520	731125T	BEARING CUP	HM803110
654159T	BEARING CUP	13621	226026T	BEARING CUP	HM813810
654161T	BEARING CUP	14274	223293T	BEARING CUP	HM88547
664214T	BEARING CUP	14276	4327069T	BEARING CUP	HM88610
654162T	BEARING CUP	15245	731354T	BEARING CUP	HM89411
654163T	BEARING CUP	15250	4121875T	BEARING CUP	JHM534110
654164T	BEARING CUP	15520	1318727T	BEARING CUP	JLM104910
712512T	BEARING CUP	16284	1320905T	BEARING CUP	JLM506810
1303759T	BEARING CUP	18620	1318729T	BEARING CUP	JLM508710



Part No.	Description	Ref./ Indication	Part No.	Description	Ref./ Indication
1303761T	BEARING CUP	18720	1318336T	BEARING CUP	JLM714110
731312T	BEARING CUP	21212	1321607T	BEARING CUP	JLM813010
654165T	BEARING CUP	24720	128565T	BEARING CUP	JM205110
654166T	BEARING CUP	25520	1316480T	BEARING CUP	JM515610
731319T	BEARING CUP	25523	1316483T	BEARING CUP	JM716610
672070T	BEARING CUP	25821	4148124T	BEARING CUP	JM718110
654167T	BEARING CUP	26822	1318504T	BEARING CUP	L44610
873200T	BEARING CUP	27820	731366T	BEARING CUP	L623110
654168T	BEARING CUP	28300	238661T	BEARING CUP	L812111
742253T	BEARING CUP	28622	237184T	BEARING CUP	L910310
667274T	BEARING CUP	28920	924768T	BEARING CUP	LM104911
730904T	BEARING CUP	29620	237769T	BEARING CUP	LM11710
2394434T	BEARING CUP	33462	755960T	BEARING CUP	LM11910
774643T	BEARING CUP	33821	910767T	BEARING CUP	LM29710
5202058T	BEARING CUP	34500	712098T	BEARING CUP	LM48510
654169T	BEARING CUP	37625	743761T	BEARING CUP	LM603011
675250T	BEARING CUP	39520	713024T	BEARING CUP	LM67010
667275T	BEARING CUP	42620	236985T	BEARING CUP	LM718947
711123T	BEARING CUP	45220	3799727T	BEARING CUP	LM78310A
675252T	BEARING CUP	47620	743775T	BEARING CUP	M12610
672181T	BEARING CUP	48120	235788T	BEARING CUP	M224710
742262T	BEARING CUP	48220	1314774T	BEARING CUP	M802011
658995T	BEARING CUP	52637	3790766T	BEARING CUP	M84548
675257T	BEARING CUP	53375	1302389T	BEARING CUP	M86610
675258T	BEARING CUP	55437	NP016656-20395	BEARING CUP	NP016656-20395
667278T	BEARING CUP	55443			

Tab. 45: TIMKEN Bearing Cups



### 5.3.4 TIMKEN Bearing Cones



Part No.	Description	Ref./ Indication	Part No.	Description	Ref./ Indication
648301T	BEARING CONE	366	755558T	BEARING CONE	42381
655233T	BEARING CONE	368	654144T	BEARING CONE	42687
1314713T	BEARING CONE	396	654145T	BEARING CONE	42688
927147T	BEARING CONE	419	666703T	BEARING CONE	44158
742242T	BEARING CONE	462	731336T	BEARING CONE	45221
1315447T	BEARING CONE	467	654875T	BEARING CONE	45290
225850T	BEARING CONE	483	675254T	BEARING CONE	47686
755874T	BEARING CONE	495	672182T	BEARING CONE	48190
672009T	BEARING CONE	496	731989T	BEARING CONE	48286
654042T	BEARING CONE	559	731990T	BEARING CONE	48685
235907T	BEARING CONE	653	3725059T	BEARING CONE	52393
235908T	BEARING CONE	657	710288T	BEARING CONE	53178
731981T	BEARING CONE	687	667277T	BEARING CONE	55187
731983T	BEARING CONE	795	774025T	BEARING CONE	56425
711154T	BEARING CONE	938	658317T	BEARING CONE	65390
654745T	BEARING CONE	1380	667276T	BEARING CONE	66200
654043T	BEARING CONE	1986	791555T	BEARING CONE	67390
713385T	BEARING CONE	2474	3880174T	BEARING CONE	11BC
755479T	BEARING CONE	2585	924757T	BEARING CONE	14136A
711126T	BEARING CONE	2788	3734263T	BEARING CONE	35BC
654044T	BEARING CONE	2793	915650T	BEARING CONE	37431A
654045T	BEARING CONE	2984	648334T	BEARING CONE	387A
654046T	BEARING CONE	3387	917761T	BEARING CONE	388A
654047T	BEARING CONE	3578	1304514T	BEARING CONE	395A
712490T	BEARING CONE	3585	395S-20N06	BEARING CONE	395S-20N06
731284T	BEARING CONE	3780	5202018T	BEARING CONE	399A
712492T	BEARING CONE	3781	918977T	BEARING CONE	495AX
654048T	BEARING CONE	3984	3319919T	BEARING CONE	55200C
1316292T	BEARING CONE	5760	2394433T	BEARING CONE	594A
731290T	BEARING CONE	09067	119231T	BEARING CONE	72200C
667233T	BEARING CONE	09078	655445T	BEARING CONE	A6075

Part No.	Description	Ref./ Indication	Part No.	Description	Ref./ Indication
710034T	BEARING CONE	9185	731993T	BEARING CONE	HM212046
2106437T	BEARING CONE	12580	1300779T	BEARING CONE	HM516449C
654051T	BEARING CONE	13685	1301693T	BEARING CONE	HM803149
913184T	BEARING CONE	14118	226027T	BEARING CONE	HM813841
654132T	BEARING CONE	15100	4327068T	BEARING CONE	HM88630
654133T	BEARING CONE	15118	731355T	BEARING CONE	HM89449
654134T	BEARING CONE	15123	4121874T	BEARING CONE	JHM534149
1301985T	BEARING CONE	15126	1318728T	BEARING CONE	JLM104948
654135T	BEARING CONE	15578	1320904T	BEARING CONE	JLM506849
713155T	BEARING CONE	16150	1318730T	BEARING CONE	JLM508748
240719T	BEARING CONE	18685	1318334T	BEARING CONE	JLM714149
2808626T	BEARING CONE	18690	128566T	BEARING CONE	JM205149
1303762T	BEARING CONE	18790	1316481T	BEARING CONE	JM515649
731311T	BEARING CONE	21075	1316482T	BEARING CONE	JM716649
666984T	BEARING CONE	24780	4148127T	BEARING CONE	JM718149
713974T	BEARING CONE	25580	1318537T	BEARING CONE	JM736149
791943T	BEARING CONE	25590	1305124T	BEARING CONE	L44643
675246T	BEARING CONE	25877	1318988T	BEARING CONE	L44649
654139T	BEARING CONE	26882	731367T	BEARING CONE	L623149
675548T	BEARING CONE	26886	237183T	BEARING CONE	L910349
913186T	BEARING CONE	27881	924754T	BEARING CONE	LM104949
654141T	BEARING CONE	28580	1300207T	BEARING CONE	LM11949
742254T	BEARING CONE	28682	1313660T	BEARING CONE	LM29749
654142T	BEARING CONE	28985	712099T	BEARING CONE	LM48548
742255T	BEARING CONE	29685	743762T	BEARING CONE	LM603049
2394435T	BEARING CONE	33275	672045T	BEARING CONE	LM613449
675248T	BEARING CONE	33281	713023T	BEARING CONE	LM67048
1307849T	BEARING CONE	33287	237768T	BEARING CONE	LM67049A
1313670T	BEARING CONE	33885	3799726T	BEARING CONE	LM78349
742257T	BEARING CONE	34301	235787T	BEARING CONE	M224749
237181T	BEARING CONE	34306	1314773T	BEARING CONE	M802048
238624T	BEARING CONE	37431	3790765T	BEARING CONE	M84510
731334T	BEARING CONE	39585	997865T	BEARING CONE	M86649
742259T	BEARING CONE	39590	913185T	BEARING CONE	M88046
235798T	BEARING CONE	42375	743773T	BEARING CONE	M88048

Tab. 46: TIMKEN Bearing Cones



## 6 Electric



**Alarms/ Horns**



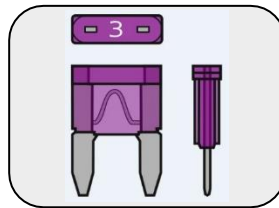
**Lights**



**Connector**



**Batteries**



**Fuses**

# TOTALIFT®

## 6.1 Back-Up Alarms and Horns



Back-Up Alarms



Horns



### ***Back-Up Alarms and Horns***

If the operator's view is restricted, an audible alarm may warn pedestrians that the truck is moving. Audible alarms can be installed to sound whenever the truck is moving in reverse, forward, or both directions. Fixed-decibel alarms may be used in light to medium noise level environments. Variable-decibel alarms automatically adjust their volume up or down to stay a certain number of decibels above the surrounding noise level. Several models are available for different noise level environments. Mounting location also affects the end result of utilizing audible alarm.

# TOTALIFT®

6.1.1 Back-Up Alarms



Picture	Part No.	Description	Volt (V)	Decibels (dB)	Info
	916842	BACK UP ALARM	12-48	to 97	Smart
	913641	BACK UP ALARM	12-24	to 107	Smart
	8069419	BACK UP ALARM	12	97	Single setting
	8069420	BACK UP ALARM	24	100	Single setting
	8026892	BACK UP ALARM	12	97	Single setting

Tab. 47: Back up alarms



6.1.2 Horns



Picture	Part No.	Description	Volt (V)	Decibels (dB)	Terminals
	2792175	HORN	12-48	107	3
	8081948	HORN	12	110	2
	3738772	HORN	12	112	
	8081949	HORN	24	115	
	2394923	HORN	36-48	115	2
	2823277	HORN	12	118	

Tab. 48: Horns


## 6.2 Lights



LED



Standard



Bulbs

# TOTALIFT®

6.2.1 LED Lights



Promotion



Work



Strobe



Rear Combi and  
Turn Signal

# TOTALIFT®

CLARK SAMPLE CASE - LED LIGHTS	
	<p><b>Part No. 4581003</b></p> <ul style="list-style-type: none"> <li>- Demonstrate the capability of these safety lights to your customers live on the customer's vehicle</li> <li>- Warning zone lights are specially equipped with a magnetic base for easy installation</li> <li>- With enclosed battery and charger, the lights are ready for immediate use</li> <li>- Thanks to the tailor-made inlay, the high-quality products are quickly at hand and optimally presented</li> </ul>
<p><b>Part No. 4578118 LED safety light - blue</b></p>	<p><b>Part No. 4580989 LED strobe light - yellow</b></p>
<p><b>Part No. 4580430 LED warning light - red</b></p>	<p><b>Part No. 4580991 LED warning light - blue</b></p>
<p><b>Part No. 4580428 LED warning light - red</b></p>	<p>Battery and charger only for demonstration (NSS)</p>

Tab. 49: Promo CLARK sample case – LED lights



**Note**

The lights are available separately in different colors, choose them according to your needs. Adapter cable 8047202 is required to connect the lights to your CLARK Forklift trucks.

6.2.1.1 LED Working Lights







Image	Part No.	Description	Volt (V)	Indication
	1809666	LED SAFETY LIGHT (Blue)	12-110	830 lx
	4578118	LED SAFETY LIGHT (Red)	12-110	830 lx
	4580428	LED WARNING LIGHT (Red)	12-110	3150 cd
	4580429	LED WARNING LIGHT (Blue)	12-110	3150 cd
	4580430	LED WARNING LIGHT (Red)	12-110	3454 cd
	4580431	LED WARNING LIGHT (Blue)	12-110	3454 cd
	4580991	LED WARNING LIGHT (Blue)	12-110	10268 cd
	8138385	LED TYRI BLUEPOINT (Blue)	9-60	248 Lm
	8138383	LED WORK LIGHT	12-80	
	8122384	LED WORK LIGHT	12-24	
	2829841	LED WORK LIGHT	12-48	700 Lm
	8128288	LED WORK LIGHT	12	

Tab. 50: LED Working Lights

6.2.1.2 LED Strobe Lights



Image	Part No.	Description	Volt (V)	Indication
	<b>8134743</b>	LED STROBE LIGHT (Amber)	12	
	<b>4580989</b>	LED STROBE LIGHT (Yellow)	12-80	560 cd
	<b>1807713</b>	LED STROBE LIGHT (Amber)	12-80	5 LED
	<b>1807714</b>	LED STROBE LIGHT (Blue)	12-80	5 LED

Tab. 51: LED Strobe Lights

**6.2.1.3 LED Rear Combi and Turn Signal Lights**







Image	Part No.	Description	Volt (V)	Indication
	<b>8128289</b>	LED TURN SIGNAL LIGHT	12	
	<b>8128291</b>	LED REAR COMBI LIGHT	12	
	<b>8064488</b>	LED REAR COMBI LIGHT	12	
	<b>8105920</b>	LED REAR COMBI LIGHT	24	

Tab. 52: LED Rear Combi and Turn Signal Lights

### 6.2.2 Standard Lights



Work



Strobe



Rear Combi and  
Turn Signal





# TOTALIFT®



6.2.2.1 Working Lights



Image	Part No.	Description	Volt (V)
	932864	WORK LIGHT	
	2802436	WORK LIGHT	
	3791235	WORK LIGHT	
	4338608	WORK LIGHT	
	8041654	WORK LIGHT	
	8069528	WORK LIGHT	12
	8117453	WORK LIGHT	12
	3785235	WORK LIGHT	12-24

Image	Part No.	Description	Volt (V)
	<b>8069529</b>	WORK LIGHT	14,5
	<b>8047302</b>	WORK LIGHT	24
	<b>8093183</b>	COMBI WORK LIGHT RH	24
	<b>8093184</b>	COMBI WORK LIGHT LH	24

Tab. 53: Standard Working Lights

**6.2.2.2 Strobe Lights**



Image	Part No.	Description	Colour	Volt (V)
	<b>1805394</b>	STROBE LIGHT	Amber	12-80
	<b>1805395</b>	STROBE LIGHT	Blue	12-80
	<b>1805396</b>	STROBE LIGHT	Red	12-80
	<b>8070878</b>	STROBE LIGHT	Amber	12-24
	<b>8070877</b>	STROBE LIGHT	Blue	12-24
	<b>8070876</b>	STROBE LIGHT	Red	12-24

Tab. 54: Strobe Lights


6.2.2.3 Rear Combi and Turn Signal Lights



Image	Part No.	Description	Volt (V)
	925516	REAR LIGHT	
	4329705	REAR LIGHT	
	8041022	REAR COMBI LIGHT	24
	8114096	REAR COMBI LIGHT	24
	8049134	TURN SIGNAL LIGHT	12

Tab. 55: Standard Rear Combi and Turn Signal Lights

**6.2.3 Bulbs**



**Note**

*Bulb replacement for LED lights is not recommended due to the high risk of breakage. CLARK will not be liable for any damages resulting from attempting to replace bulbs.*

**BULB STYLES**

G-3<sup>1/2</sup> G-4<sup>1/2</sup> G-6 RP11 S8 S11 T-3<sup>1/4</sup> T-2<sup>3/4</sup> T-2<sup>3/4</sup> T-1<sup>3/4</sup> T4 T-3<sup>1/2</sup>

**BASE STYLES**

Miniature Bayonet Single Contact Bayonet Single Contact Midget Flange Double Contact Bayonet Double Contact Index Single Contact Prefocus

**FILAMENT STYLES**

C-2F Short, coiled filament requiring two support  
 C-6 Short, coiled filament requiring little or no support  
 C-2V Short, coiled filament requiring little or no support  
 C-2V Supported short, double-coiled filament requiring support  
 S-2  
 C8 Coiled filament mounted in lamp axis  
 C-2R Short, coiled filament requiring no support

Fig. 2: Bulb Styles



















Image	Part No.	Description	Ref.	Volt	Watts	Bulb	Base
	1239896	BULB		24	25	S-8	DC Bayonet
	925517	BULB	1016	12	21/ 5	S-8	DC Bayonet
	921569	BULB	1141	12	18	S-8	SC Bayonet
	898731	BULB	1156	12.8	27	S	SC Bayonet
	898732	BULB	1157	12	23	S-8	DC Index
	8029026	BULB	1159	12	21	S-8	SC Bayonet
	904734	BULB	6461	12	10	T-10	S8.5/8.5
	925518	BULB	67	12	10	G-6	SC Bayonet
	1239895	BULB	7528	24	25/ 10	S-8	DC Bayonet
	923174	BULB	862	12	37.50	T3-1/4	Halogen Right Angle Prefocus
	2821201	BULB	93	12	13	S-8	SC Bayonet
	1246821	BULB	H11	12	55		
	916564	BULB Long Life	H3	12	55	T3-1/4	PK22s
	935617	BULB Long Life + Shock Resistant	H3	12	55	T3-1/4	PK22s

Image	Part No.	Description	Ref.	Volt	Watts	Bulb	Base
	<b>1239893</b>	BULB	H4	24	75/ 70	T4-3/4	P43T
	<b>928822</b>	BULB	H6	24			

Tab. 56: Bulbs



### 6.3 Connectors



Deutsch



AMP

# TOTALIFT®



### 6.3.1 Deutsch Connectors




Fig. 3: Promo Picture - Deutsch Connectors



Indication	Part No.	Description	Serie	Detail
	2789289	RECEPTACLE		DT04-2P
	2789290	PLUG		DT06-2S
	2789597	RECEPTACLE		DT04-3P
	2789596	PLUG		DT06-3S
	4579660	RECEPTACLE (black)		DT04-4P
	2785809	RECEPTACLE (grey)		DT04-4P
	2785806	PLUG		DT06-4S



Indication	Part No.	Description	Serie	Detail
	2784727	RECEPTACLE		DT04-6P
	2784726	PLUG		DT06-6S
	2785790	RECEPTACLE		DT04-8P
	2785786	PLUG		DT06-8S
	2790219	RECEPTACLE		DT04-12P
	2790221	PLUG		DT06-12S
	4588044	MOUNTING CLIP		DT, DTM, DTP
	936463	PIN male	DT04	AWG 14-12
	4319957	PIN male	DT04	AWG 18-14
	2785789	PIN male	DT04	AWG 18-14
	4576970	PIN male	DT04	AWG 20-16
	4576968	PIN male	DT04	AWG 22-16
	4576969	PIN male	DT04	AWG 22-16
	2790211	SEALING PLUG		
	4576973	SOCKET female	DT06	AWG 14-12

Indication	Part No.	Description	Serie	Detail
	2790208	SOCKET female	DT06	AWG 18-14
	936464	SOCKET female	DT06	AWG 22-16
	2789292	WEDGELOCK PLUG		W 2S
	2789598	WEDGELOCK PLUG		W 3S
	2785807	WEDGELOCK PLUG		W 4S
	2785975	WEDGELOCK PLUG		W 6S
	2785785	WEDGELOCK PLUG		W 8S
	2790222	WEDGELOCK PLUG		W 12S
	2789291	WEDGELOCK RECEPTACLE		W2P
	2789599	WEDGELOCK RECEPTACLE		W 3P
	2785810	WEDGELOCK RECEPTACLE		W 4P
	2785974	WEDGELOCK RECEPTACLE		W 6P



Indication	Part No.	Description	Serie	Detail
	<b>2785788</b>	WEDGELOCK RECEPTACLE		W 8P
	<b>2790220</b>	WEDGELOCK RECEPTACLE		W 12P

Tab. 57: Deutsch Connectors


6.3.2 AMP Connectors



Seal



Econoseal



Fast In - Fast Out



Mate-N-Lok



Junior Power Timer /  
Micro Quadlock








Superseal

**TOTALIFT<sup>®</sup>**

6.3.2.1 AMP Serie: Seal










Indication	Part No.	Description	Detail
	4579520	CONNECTOR PLUG	8P
	4576364	CONNECTOR PLUG	14P
	4579899	CONNECTOR PLUG	23P
	4578035	CONNECTOR PLUG	35P
	4578332	SOCKET female	AWG 20-16

Tab. 58: AMP Connectors Serie: Seal

6.3.2.2 AMP Serie: Econoseal



Fig. 4: Promo Picture - AMP Econoseal

Indication	Part No.	Description	Detail
	4576471	SOCKET (PLUG) HOUSING	1P
	4576479	SOCKET LOCK PLATE	1P
	on request	PIN (CAP) HOUSING	1P
	4576500	PIN LOCK PLATE	1P
	4576472	SOCKET (PLUG) HOUSING	2P
	4576480	SOCKET LOCK PLATE	2P
	4576493	PIN (CAP) HOUSING	2P

Indication	Part No.	Description	Detail
	4576501	PIN LOCK PLATE	2P
	4576473	SOCKET (PLUG) HOUSING	3P
	4576481	SOCKET LOCK PLATE	3P
	4576494	PIN (CAP) HOUSING	3P
	4576502	PIN LOCK PLATE	3P
	4576474	SOCKET (PLUG) HOUSING	4P
	4576482	SOCKET LOCK PLATE	4P
	4576495	PIN (CAP) HOUSING	4P
	4576503	PIN LOCK PLATE	4P
	4580955	PIN (CAP) HOUSING	6P
	4576483	SOCKET LOCK PLATE	6P



Indication	Part No.	Description	Detail
	4576496	PIN (CAP) HOUSING	6P
	4576504	PIN LOCK PLATE	6P
	4576476	SOCKET (PLUG) HOUSING	8P
	4576484	SOCKET LOCK PLATE	8P
	4576497	PIN (CAP) HOUSING	8P
	4576505	PIN LOCK PLATE	8P
	4576477	SOCKET (PLUG) HOUSING	10P
	4576485	SOCKET LOCK PLATE	10P
	4576498	PIN (CAP) HOUSING	10P
	4576506	PIN LOCK PLATE	10P
	4576478	SOCKET (PLUG) HOUSING	12P



Indication	Part No.	Description	Detail
	4576486	SOCKET LOCK PLATE	12P
	4576499	PIN (CAP) HOUSING	12P
	4576507	PIN LOCK PLATE	12P
	4581413	SOCKET (PLUG) HOUSING	16P
	4581414	SOCKET LOCK PLATE	16P
	4581415	PIN (CAP) HOUSING	16P
	4581416	PIN LOCK PLATE	16P
	4576491	PIN male	AWG 20-16
	4576490	PIN male	AWG 24-20
	4576470	SOCKET female	AWG 20-16
	4576469	SOCKET female	AWG 24-20




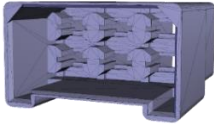



Indication	Part No.	Description	Detail
	4576488	SINGLE WIRE SEAL	AWG 24-20
	4576487	CAVITY PLUG	BLACK

Tab. 59: AMP Connectors Serie: Econoseal

6.3.2.3 AMP Serie: Fast In – Fast Out



Indication	Part No.	Description	Detail
	4580854	SOCKET HOUSING (T)	2P
	4580850	PIN HOUSING (T)	2P
	4576363	SOCKET HOUSING (=)	2P
	on request	PIN HOUSING (=)	2P
	4580855	SOCKET HOUSING	3P
	4580851	PIN HOUSING	3P
	4580856	SOCKET HOUSING	4P
	4580852	PIN HOUSING	4P

Indication	Part No.	Description	Detail
	<b>4580857</b>	SOCKET HOUSING	6P
	<b>4580853</b>	PIN HOUSING	6P
	<b>4580858</b>	PIN male	AWG 22-18
	<b>4580859</b>	SOCKET female	AWG18-14
	<b>2771949</b>	TERMINAL female	AWG 16-14


Tab. 60: AMP Connectors Serie: Fast In - Fast Out

6.3.2.4 AMP Serie: Mate-N-Lok



Indication	Part No.	Description	Detail
	935624	WIRE SEAL	1,5-3,3 mm / 4P
	4580598	SOCKET HOUSING	4P
	4580599	PIN HOUSING	4P
	4578337	SOCKET HOUSING	6P
	4318285	PIN HOUSING	9P
	3793449	SOCKET HOUSING	15P
	4578430	PIN CRIMP	AWG 20-14
	935777	HOUSING CRIMP	AWG 20-14
	4578338	HOUSING CRIMP	AWG 20-14



Indication	Part No.	Description	Detail
	4331225	PIN CRIMP	AWG 24-18

Tab. 61: AMP Connectors Serie: Mate-N-Lok

6.3.2.5 AMP Serie: Junior Power Timer/ Micro Quadlock System



Indication	Part No.	Description	Detail
	4579298	HOUSING	3P
	4576255	CONNECTOR	6P
	4579782	CONNECTOR	60P
	4579299	CRIMP	

Tab. 62: AMP Connectors Serie: Junior Power Timer/ Micro Quadlock System








6.3.2.6 AMP Serie: Superseal



Fig. 5: Promo Picture - AMP Superseal

Indication	Part No.	Description	Detail
	on request	PIN HOUSING	2P
	on request	SOCKET HOUSING	2P
	on request	PIN HOUSING	3P
	on request	SOCKET HOUSING	3P
	on request	PIN HOUSING	4P
	on request	SOCKET HOUSING	4P
	on request	PIN HOUSING	5P



Indication	Part No.	Description	Detail
	on request	SOCKET HOUSING	5P
	4578351	PIN HOUSING	6P
	4578352	SOCKET HOUSING	6P
	on request	PIN male	AWG 17-16
	4578546	SOCKET female	AWG 17-15

Tab. 63: AMP Connectors Serie: Superseal

## 6.4 Fuses

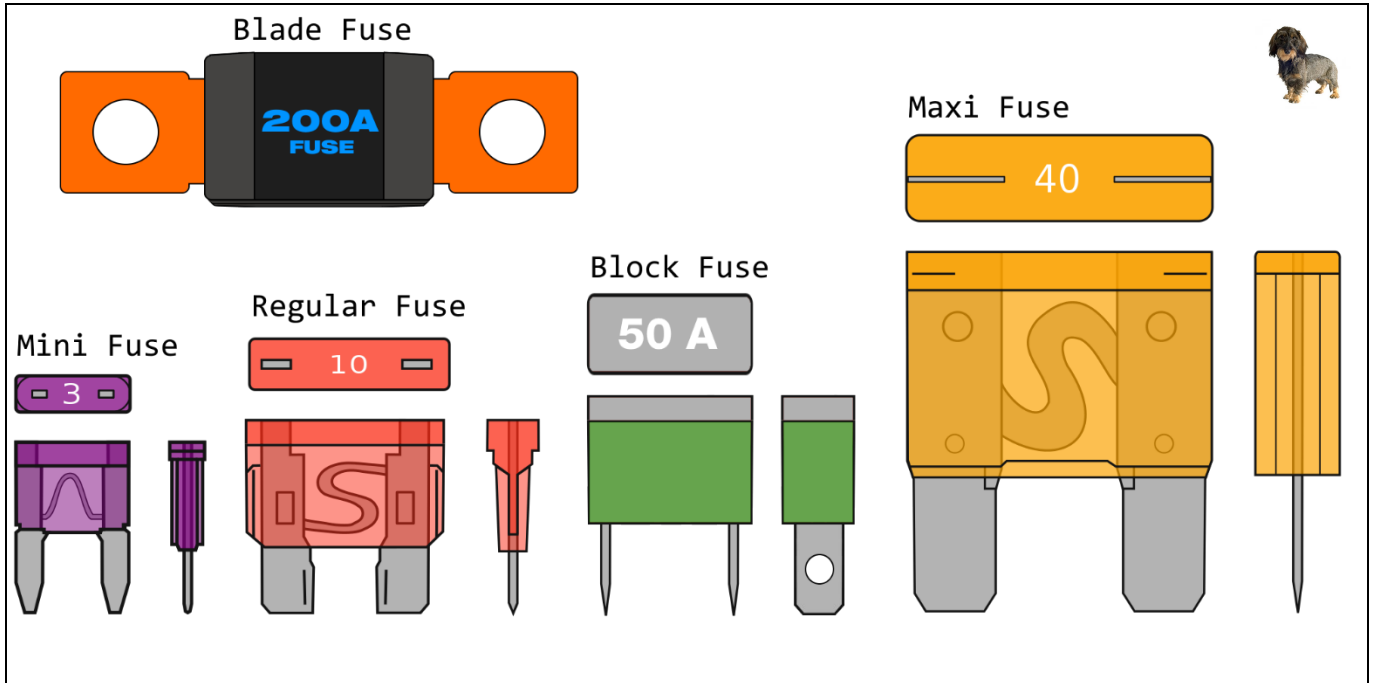
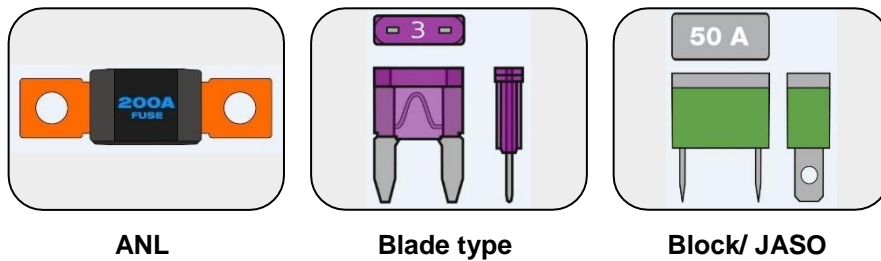


Fig. 6: Promo Picture - Fuses



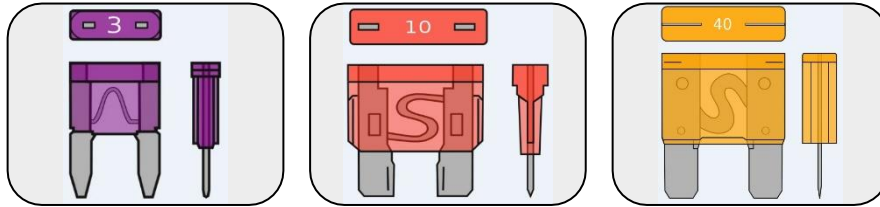
# TOTALIFT®

**6.4.1 ANL fuses (DIN 43560)**

Part No.	Description	AMP (A)
8088261	FUSE	40
8104855	FUSE	50
8117995	FUSE	80
8075545	FUSE	200
8071496	FUSE	250
8061055	FUSE	300
906258	FUSE	325
8060962	FUSE	350
8035602	FUSE	355
8061054	FUSE	400
8068882	FUSE	500

Tab. 64: ANL fuses

### 6.4.2 Blade type fuses



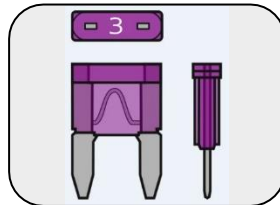
Small mini

Mid-sized regular

Large maxi

# TOTALIFT®

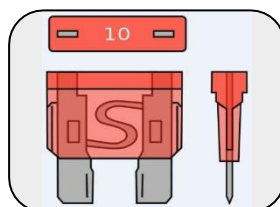
### 6.4.2.1 Small mini fuses



Part No.	Description	Colour	AMP (A)
8090757	FUSE	Violet	3
8090758	FUSE	Pink	4
939876	FUSE	Light-brown	5
8090759	FUSE	Brown	7,5
8076506	FUSE	Red	10
8076505	FUSE	Blue	15
8076561	FUSE	Yellow	20
8090760	FUSE	Colourless	25
8078935	FUSE	Green	30

Tab. 65: Small mini fuses

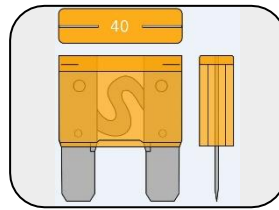
### 6.4.2.2 Mid-sized regular fuses



Part No.	Description	Colour	AMP (A)
2806404	FUSE	Violet	3
8001622	FUSE	Light-brown	5
8090354	FUSE	Brown	7,5
8001623	FUSE	Red	10
8001624	FUSE	Blue	15
2778996	FUSE	Yellow	20
8001745	FUSE	Green	30

Tab. 66: Mid-sized regular fuses

**6.4.2.3 Large maxi fuses**



Part No.	Description	Colour	AMP (A)
1242367	FUSE	Blue	60

Tab. 67: Large maxi fuses

6.4.3 Block / JASO fuses

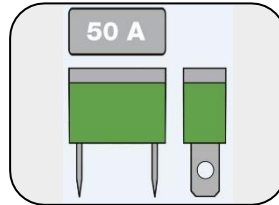





Image	Part No.	Description	Colour	AMP (A)
	932975	FUSE	Green	40
	928829	FUSE	Red	50
	928830	FUSE	Yellow	60

Tab. 68: Block / JASO fuses



## 6.5 Batteries



**Traction Batteries**



**Battery Chargers**



**Connectors,  
Housing, Pins and  
Kits**



**Battery Accessories**



### 6.5.1 Traction Batteries



**Note**

You have the choice between two manufacturers: Hawker/ Enersys and Eternity!

All batteries are:

- Without water canister for filling system
- Including fill system
- Including cable and connector (blue/black with Handle)
- Filled and charged

Part No. (Hawker/ Enersys)	Part No. (Eternity)	Volt (V)	AMP (Ah)	Connector	Type	Kg	L x W x H (mm)	used in CLARK
4580064		12	60	without	AGM Block			WP15SBR
4580063		12	85	without	AGM Block	26,34		WP15,WPX18,WS10,WS10M
938934		12	100	without	Block	27		WPX18
2630771		24	20	without	Lithium Ion	3,68		WPio12
2630246		24	26	without	Lithium Ion	3,68		WPio12
8081432	4579149	24	150	SR 175 red	British Std.	151	650x145x560	PX20,SX12
4579530C	4579530E	24	150	SB 175 red	British Std.	155	650x200x555	WPX20
4579529C	4579529E	24	195	SB 175 red	British Std.	180	650x200x555	WPX20
4579401C	4579401E	24	195	SB 175 red	British Std.	185	786x173x590	WSX12,WSX14,WSX20
4579377C	4579377E	24	225	SB 175 red	British Std.	205	650x200x580	WPX20,PPX(S)20
4579378C	4579378E	24	225	SB 175 red	British Std.	205	750x175x555	WSX12,WSX14,WSX20
8100260	4579150	24	250	SR 175 red	DIN	212	621x209x625	PX20,SX12,SX16,PPX(S)20
	4580491	24	250	SB 175 red	DIN	220	621x209x627	PSX16
8081433		24	345	SR 175 red	DIN	288	621x281x627	PX20,SX16
4470055	4579151	24	375	SR 175 red	DIN	288	621x281x627	PX20,SX12,SX16,PPX(S)20
4469228		24	390	SBE 160	British Std.	342	984x235x545	CRX10,CRX13
4579531C	4579531E	24	500	SB 175 red	DIN	362	621x353x627	PPX(S)20
	4580492	24	500	SB 175 red	DIN	389	827x270x627	PSX16
2631022		48	30	without	Lithium Ion			WPio20
4469229		48	260	SBE 160	British Std.	466	956x375x555	CRX15,CRX18
4470022	4579146	48	270	SBE 160	DIN	476	830x414x537	CTX40
4469199		48	325	SBE 160	British Std.	578	1125x375x555	CRX20,CRX/25

4470023	4579147	48	345	SBE 160	DIN	560	830x414x537	CTX70
4469941	4579148	48	375	SBE 160	DIN	560	830x414x537	CTX40,CTX70
4469189		48	420	SBE 320	British Std.	754	983x340x770	TMX13,TMX15s
8098903	4579447	48	465	SBE 320	DIN	770	1220x280x784	SRX14,SRX16
8057679 (4469769)*	4579135	48	460	SBE 160	DIN	708	830x522x627	GTX16,GEX16
4469363 (4469770)*	4579136	48	500	SBE 160	DIN	708	830x522x627	GTX16,GEX16
4469194		48	550	SBE 320	British Std.	907	973x733x470	EPX16,EPX18,EPX20s
8057680 (4469771)*	4579137	48	575	SBE 160	DIN	856	830x630x627	GTX18,GTX20s, GEX18,GEX20s
8098904	4579448	48	620	SBE 320	DIN	970	1218x352x784	SRX14,SRX16
8057808 (4469772)*	4579138 (4580138)*	48	625	SBE 160	DIN	856	830x630x627	GTX18,GTX20s, GEX18,GEX20s
4469190		48	630	SBE 320	British Std.	1179	983x340x770	TMX15,TMX18
4469195		48	715	SBE 320	British Std.	1139	980x785x525	EPX20,EPX25
8025221		48	740	SR 350 red	British Std.	1204	983x762x575	ECX20,ECX25,ECX30
4469191		48	775	SBE 320	DIN	1152	983x340x770	TMX20(X)
8098905	4579449	48	775	SBE 320	DIN	1170	1218x424x784	SRX16
4469196		48	780	SBE 320	British Std.	1274	980x990x525	EPX30
4469192		48	840	SBE 320	DIN	1289	983x340x770	TMX20(X)
4469193		48	930	SBE 320	DIN	1336	983x340x770	TMX20(X)
8072818	4579140	80	560	SBE 160	DIN	1558	1028x711x750	GEX20,GEX25,GEX30s SBR
4469764		80	560	SBE 160	DIN	1558	1028x711x784	CEM25,CEM30, GEX20,GEX25,GEX30s
4469197		80	620	SBE 160	DIN	1558	1028x711x784	GEX20,GEX25,GEX30s
8072820	4579141	80	700	SBE 160	DIN	1863	1028x855x750	GEX20,GEX25,GEX30 SBR
4469765		80	700	SBE 160	DIN	1863	1028x855x784	CEM30,CEM35
4469198	4579142	80	775	SBE 160	DIN	1863	1028x855x784	GEX20,GEX25,GEX30
4576545	4579143	80	775	SBE 320	DIN	1863	1028x855x784	GEX40, GEX50 + Adapterpl. 4578037
8091423	4579144	80	840	SBE 320	DIN	2178	1025x999x782	GEX40,GEX50
4576646	4579145	80	930	SBE 320	DIN	2178	1025x999x782	GEX40,GEX50

Tab. 69: Traction Batteries

\*non coated floor for SBR (Side battery removal).

### 6.5.2 Battery Chargers



**Depending on the battery manufacturer you need a different charging system.**

For EnerSys Batteries use chargers from Mori.

For Eternity Batteries use chargers from IEB.



**All chargers:**

- Incl. Powercable and CE-Connector
- Incl. Connector with Handle



**Mori Charger for  
EnerSys**



**IEB Charger for  
Eternity**

### 6.5.2.1 Mori Charger For Enersys Batteries



#### Mori 230 V WA (50-60 Hz)

Part No.	Description	Connector	B-Capacity	Type
4579050	BATTERY CHARGER	SR 175	to 150Ah	24V-20A
4579130C	BATTERY CHARGER		to 220Ah	24V-30A
4579051	BATTERY CHARGER		to 300Ah	24V-40A
4579052	BATTERY CHARGER		to 375Ah	24V-50A
4579435	BATTERY CHARGER		310-450Ah/5h	24V-60A
4576848EDM	BATTERY CHARGER	SBE 320	310-450Ah/5h	
4576851EDM	BATTERY CHARGER	SBE 320	310-450Ah/5h	48V-60A

Tab. 70: Mori 230V WA (50-60 Hz)

#### Mori 400 V WA (50-60 Hz)

Part No.	Description	Connector	B-Capacity	Type
4576836EDM	BATTERY CHARGER	SBE 160	310-450Ah/5h	48V-60A
4576837EDM	BATTERY CHARGER	SBE 320	400-600Ah/5h	48V-60A
4576838EDM	BATTERY CHARGER	SBE 160		
4576839EDM	BATTERY CHARGER	SBE 320	500-750Ah/5h	48V-100A
4576840EDM	BATTERY CHARGER	SBE 160		
4576841EDM	BATTERY CHARGER	SBE 320	600-900Ah/5h	48V-120A
4576842EDM	BATTERY CHARGER	SBE 160		
4576843EDM	BATTERY CHARGER	SBE 320	720-1050Ah/5h	48V-140A
4576844EDM	BATTERY CHARGER	SBE 160	500-750Ah/5h	80V-100A
4576845EDM	BATTERY CHARGER		600-900Ah/5h	80V-120A
4576846EDM	BATTERY CHARGER	SBE 320	600-900Ah/5h	80V-120A
4576648EDM	BATTERY CHARGER		720-1050Ah/5h	80V-140A

Tab. 71: Mori 400V WA (50-60 Hz)

#### Mori High-Frequency Charger for Enersys Batteries

Part No.	B-Capacity	Type	L x W x H (mm)	Charging Time 13h	Charging Time 11h	Charging Time 8h
354801314		24V-12A				
8080470	80-240Ah	24V-20A	234x21x67	80-240Ah	80-200Ah	80-120Ah
8090002		24V-20A DI				
4579054	120-360Ah	24V-30A	259x146x81	120-360Ah	120-300Ah	120-180Ah



Part No.	B-Capacity	Type	L x W x H (mm)	Charging Time 13h	Charging Time 11h	Charging Time 8h
8080471		24V-30A DI				
4578609		24V-60A	329x174x96			
4579056	to 720Ah	24V-120A EUW	540x340x130			

Tab. 72: Mori 1-Phase for 230V

**Mori 1-Phase for 230-240V (e.g.: UK)**

Part No.	B-Capacity	Type	L x W x H (mm)	Charging Time 13h	Charging Time 11h	Charging Time 8h
4578367		48V-30A				
4576536	to 660Ah	48V-55A	PSW 48/55PFC	to 660Ah	to 540Ah	to 330Ah

Tab. 73: Mori 1-Phase for 2230-240V

**Mori 3-Phase for 400-415V**

Part No.	B-Capacity	Type	L x W x H (mm)	Charging Time 13h	Charging Time 11h	Charging Time 8h
4469837	300-600Ah	48V-50A	540x340x130	300-600Ah	300-540Ah	300-420Ah
4469842	300-960Ah	48V-80A	540x340x130	300-960Ah	300-840Ah	300-480Ah
4469843	360-1400Ah	48V-120A	540x340x130	360-1400Ah	360-1200Ah	360-720Ah
4469844	600-1900Ah	48V-160A	590x435x625	600-1900Ah	600-1600Ah	600-960Ah
4469876	300-960Ah	80V-80A	540x340x130	300-960Ah	300-840Ah	300-480Ah
4469877	360-1400Ah	80V-120A	590x435x265	360-1400Ah	360-1200Ah	360-720Ah
4469878	600-1900Ah	80V-160A	800x480x300	600-1900Ah	600-1600Ah	600-960Ah

Tab. 74: Mori 3-Phase for 400-415V

### 6.5.2.2 IEB Charger For Eternity Batteries



#### IEB WA 5 h

Part No.	Description	Connector	for Battery	50 Hz Charger
4579129	BATTERY CHARGER	SB 175	24V-150A	24V-20A
4579130	BATTERY CHARGER	SB 175	24V-250A	24V-30A
4579131	BATTERY CHARGER	SB 175	24V-375A	24V-50A
4580244	BATTERY CHARGER	SB 175	24V-500A	24V-60A
4579127	BATTERY CHARGER	SBE 160	48V-345A	48V-40A
4579128	BATTERY CHARGER	SBE 160	48V-375A	48V-50A
4579117	BATTERY CHARGER	SBE 160	48V-500A	48V-60A
4580205	BATTERY CHARGER	SBE 320		
4579118	BATTERY CHARGER	SBE 160	48V-575A	48V-70A
4579119	BATTERY CHARGER	SBE 160	48V-625A	48V-80A
4580206	BATTERY CHARGER	SBE 320		
4580207	BATTERY CHARGER	SBE 320	48V-775A	48V-100A
4579121	BATTERY CHARGER	SBE 160	80V-560A	80V-70A
4579120	BATTERY CHARGER	SBE 160	80V-620A	80V-80A
4579122	BATTERY CHARGER	SBE 160	80V-700A	80V-90A
4579123	BATTERY CHARGER	SBE 160	80V-775A	80V-100A
4579124	BATTERY CHARGER	SBE 320		
4579125	BATTERY CHARGER	SBE 320	80V-840A	80V-110A
4579126	BATTERY CHARGER	SBE 320	80V-930A	80V-120A

Tab. 75: IEB WA 5h

#### IEB High-Frequency Charger 7,5-8,5 hrs

Part No.	Connector	B-Capacity	Type	L x W x H (mm)
4579114	SB 175 red	24V-150Ah	24V-25A	260x93x164
4579115	SB 175 red	24V-250Ah	24V-35A	260x93x164
4579116	SB 175 red	24V-375Ah	24V-50A	260x113x164
4580243	SB 175 red	24V-500Ah	24V-75A	
4579111	SBE 160	48V-270Ah	48V-40A	430x115x256
4579112	SBE 160	48V-345Ah	48V-50A	430x115x256
4579100	SBE 160	48V-460 Ah	48V-70A	430x300x395



Part No.	Connector	B-Capacity	Type	L x W x H (mm)
4580202	SBE 320 blue	48V-460 Ah	48V-70A	430x300x395
4579101	SBE 160	48V-500Ah	48V-75A	430x300x395
4579102	SBE 160	48V-575Ah	48V-80A	430x300x395
4579103	SBE 160	48V-625Ah	48V-90A	430x300x395
4580203	SBE 320 blue	48V-625Ah	48V-90A	430x300x395
4580204	SBE 320 blue	48V-775Ah	48V-120A	430x300x395
4579105	SBE 160	80V-560Ah	80V-80A	430x300x395
4579104	SBE 160	80V-620Ah	80V-90A	430x300x395
4579106	SBE 160	80V-700Ah	80V-100A	430x300x395
4579107	SBE 160	80V-775Ah	80V-120A	430x300x395
4579108	SBE 320	80V-775Ah	80V-120A	430x300x395
4579109	SBE 320	80V-840Ah	80V-130A	430x300x482
4579110	SBE 320	80V-930Ah	80V-140A	430x300x482

Tab. 76: IEB High-Frequency Charger 7,5-8,5hrs



### 6.5.3 Battery Connectors, Housings, Pins and Kits



**NOTE Connector Colours**



12 V



18 V



24 V



36 V



48 V



72 V



80 V

Select the rating of your battery:

50A

160A

175A

320A

350A

# TOTALIFT®



6.5.3.1 Battery Rating 50A

50A

Part No. (REMA)	Part No. (Anderson)	Anderson	Anderson Kit	REMA	Connector Family	Description	Volt (V)	Contact Size, AWG	Contact Size, sqmm
1802430	1802430A	6319 G1	2 x 5915+ 1 x 992	78180-01	SB50/ SR50	CONNECTOR KIT	36	12-10	3,5
2755373	2755373A	6319	2 x 5900 + 1 x 992	78180-00	SB50/ SR50	CONNECTOR KIT	36	6	13,3
907275	907275A	992		78001-00	SB50/ SR50	HOUSING W/SPRINGS	36		
1802416	1802416A	903 G1	2 x 5900	1x78249-00 (2pcs) or 2x78265-00	SB50/ SR50	CONTACT SET (2)		6	13,3
1802417	1802417A	904 G1	2 x 5915	1x78265-06 (2pcs) or 2x78265-05	SB50/ SR50	CONTACT SET (2)		12-10	3,5

Tab. 77: Rating 50A

**6.5.3.2 Battery Rating 160A**

160A

Part No. (REMA)	Part No. (Anderson)	Anderson	Anderson Kit	REMA	Connector Family	Description	Volt (V)	Contact Size, AWG	Contact Size, sqmm
1809005			E6392+ 6384G4-S	78039-02	SBE160/ SRE160	CONNECTOR KIT	80		16
8067895	8067895A		E6380+ 6384G2-S	78056-00	SBE160/ SRE160	CONNECTOR KIT	48		35
8049142		E6392		78082-00	SBE160/ SRE160	CONNECTOR KIT	80		35
1809337				78040-00	SBE160/ SRE160	CONNECTOR KIT	80	1/0	50
8024500	8024500A		6381G1+ 6384G1	78030-00	SBE160/ SRE160	CONNECTOR KIT	48		50
4469898	4469898A	E160-1		75044-01	DIN	CONNECTOR (MALE)	36		50
4577952	4577952A	E16450- 0009		75043-01	DIN	PLUG KIT WITH GREY CODING PIN	36		50
	8089000A				DIN	PLUG KIT WITH CODING PIN	36	1/0	50
4340047	4340047A			75012-01	DIN	SOCKET WITH HANDLE	36		35
4338769	4338769A	E16550- 1009		75017-01	DIN	SOCKET WITH HANDLE	36		50
4576795	4576795A			95017-08	DIN	SOCKET WITH CODING PIN	36		50
1809045				78026-00	SBE160/ SRE160	HOUSING W/SPRINGS	80		
1809006		6384G3-S		78039-00	SBE160/ SRE160	CONTACT SET (2)			25

Tab. 78: Rating 160A



6.5.3.3 Battery Rating 175A

175A

Part No. (Rema)	Part No. (Anderson)	Anderson	Anderson Kit	REMA	Connector Family	Description	Volt (V)	Contact Size, AWG	Contact Size, sqmm
8080244				78235-00			24		35
732848	732848A	6325 G1	2x 1382BK + 1x 940	78220-00	SB175/ SR175	CONNECTOR KIT	36	1/0	50
1802440	1802440A	6326 G1	2x 1382BK + 1x 941	78224-00			48	1/0	50
1802441	1802441A	6327 G1	2x 1382BK + 1x 942	78228-00			18	1/0	50
1802442	1802442A	6328 G1	2x 1382BK + 1x 943	78232-00			12	1/0	50
1802443	1802443A	6329 G1	2x 1382BK + 1x 949	78236-00			24	1/0	50
1802428	1802428A	944	2 x 1382BK	1x78243-00 (2pcs) or 2x78270-00			SB175/ SR175	CONTACT SET (2)	
1802424	1802424A	940		78004-00	SB175/ SR175	HOUSING W/SPRINGS	36		
1802425	1802425A	941		78005-00			48		
1802426	1802426A	942		78006-00			18		
1802427	1802427A	943		78007-00			12		
1802429	1802429A	949		78008-00			24		
	1802414A	923			SB175	LOCKING HANDLE WITH HARDWARE			
	2337805A	924			SB175	MOUNTING HALF WITH HARDWARE			

Tab. 79: Rating 175A

**6.5.3.4 Battery Rating 320A**

320A

Part No. (REMA)	Part No. (Anderson)	Anderson	Anderson Kit	REMA	Connector Family	Description	Volt (V)	Contact Size, AWG	Contact Size, sqmm
1809338			E6361+ 6338G2-S	78349-00	SBE320/ SRE320	CONNECTOR KIT	80	1/0	50
1809339			E6361+ 6338G3-S	78350-00	SBE320/ SRE320	CONNECTOR KIT	80	2/0	70
8024501			E6351+ 6338G3-S	78336-00	SBE320/ SRE320	CONNECTOR KIT	48		70
4307578	4307578A	E6351		78150-00	SBE320/ SRE320	HOUSING	48		
	4307891A	E6353			SBE320/ SRE320	HOUSING	72		
	4307892A	E6361			SBE320/ SRE320	HOUSING	80		
	4578231A				SBE320/ SRE320	HANDLE			70

Tab. 80: Rating 320A



**6.5.3.5 Battery Rating 350A**

350A

Part No. (Rema)	Part No. (Anderson)	Anderson	Anderson Kit	REMA	Connector Family	Description	Volt (V)	Contact Size, AWG	Contact Size, sqmm
8067901	8067901A		2x 917 + 1x 906	78299-00	SB350/ SR350	CONNECTOR KIT	36	1/0	50
1737692	1737692A	6320 G1	2x 907 + 1x P906	78300-00	SB350/ SR350	CONNECTOR KIT	36	2/0	70
1798138	1798138A	6323 G1	2x 907 + 1x 914	78312-00	SB350/ SR350	CONNECTOR KIT	12	2/0	70
1798617	1798617A	6322 G1	2x 907 + 1x 913	78308-00	SB350/ SR350	CONNECTOR KIT	24	2/0	70
2304932	2304932A	6321 G1	2x 907 + 1x 912	78304-00	SB350/ SR350	CONNECTOR KIT	48	2/0	70
2403524	2403524A	6324 G1	2x 907 + 1x 931	78316-00	SB350/ SR350	CONNECTOR KIT	72	2/0	70
1802433	1802433A	6321 G5	2x 916 + 1x 912	78304-01	SB350/ SR350	CONNECTOR KIT	48	3/0	85
1802435	1802435A	6322 G5	2x 916 + 1x 913	78309-00	SB350/ SR350	CONNECTOR KIT	24	3/0	85
1802437	1802437A	6323 G5	2x 916 + 1x 914	78313-00	SB350/ SR350	CONNECTOR KIT	12	3/0	85
1802439	1802439A	6324 G5	2x 916 + 1x 931	78317-00	SB350/ SR350	CONNECTOR KIT	72	3/0	85
2751863	2751863A	6320 G5	2x 916 + 1x 906	78301-00	SB350/ SR350	CONNECTOR KIT	36	3/0	85
1802431	1802431A	6320 G2	2x 908 + 1x 906	78305-00	SB350/ SR350	CONNECTOR KIT	36	4/0	110
1802432	1802432A	6321 G2	2x 908 + 1x 912	78304-05	SB350/ SR350	CONNECTOR KIT	48	4/0	110
1802434	1802434A	6322 G2	2x 908 + 1x 913	78309-05	SB350/ SR350	CONNECTOR KIT	24	4/0	110
1802436	1802436A	6323 G2	2x 908 + 1x 914	78313-05	SB350/ SR350	CONNECTOR KIT	12	4/0	110
1802438	1802438A	6324 G2	2x 908 + 1x 931	78317-05	SB350/ SR350	CONNECTOR KIT	72	4/0	110
936016	936016A	917-S	2 x 917	78273-00	SB350/ SR350	CONTACT SET (2)		1/0	50
1802418	1802418A	908-S	2 x 908	78275-11	SB350/ SR350	CONTACT SET (2)		4/0	110
1802422	1802422A	916-S	2 x 916	1x78275-06 (2pcs) or 2x78275-05	SB350/ SR350	CONTACT SET (2)		3/0	85



Part No. (Rema)	Part No. (Anderson)	Anderson	Anderson Kit	REMA	Connector Family	Description	Volt (V)	Contact Size, AWG	Contact Size, sqmm
3736633	3736633A	907-S	2 x 907	1x78259-00 (2pcs) or 2x78275-00	SB350/ SR350	CONTACT SET (2)		2/0	70
1802419	1802419A	912		78136-00	SB350/ SR350	HOUSING W/SPRINGS	48		
1802420	1802420A	913		78138-00	SB350/ SR350	HOUSING W/SPRINGS	24		
1802421	1802421A	914		78137-00	SB350/ SR350	HOUSING W/SPRINGS	12		
1802423	1802423A	931		78139-00	SB350/ SR350	HOUSING W/SPRINGS	72		
3736632	3736632A	906		78135-00	SB350/ SR350	HOUSING W/SPRINGS	36		
	3494702A	919 G1			SB350/ SR350	LOCKING HANDLE			
2324109	2324109A	922 G1			SB350/ SR350	MOUNTING HALF			
1802415				78290-02 (78291-04)	SB350/ SR350	PULL HANDLE W/HARDWARE			

Tab. 81: Rating 350A

### 6.5.4 Battery Accessories



**Battery Exchange Table**



**Battery Water Container**



**Aqua-Max**





**6.5.4.1 Battery Exchange Table Kits & Options**

<b>BATTERY EXCHANGE TABLE</b>	
	<p><b>Part No. 4576060</b></p> <ul style="list-style-type: none"> <li>– Produced by CLARK, makes battery changing easy.</li> <li>– Battery side removal concept for multi-shift operations.</li> <li>– Used for batteries 1000x760 mm</li> <li>– Used on GTX and GEX</li> </ul>

Tab. 82: Promo - Battery Exchange Table

Part No.	Description	Roller (L)	Roll (W)	Overall (L x W)	MFR	Suitable for Battery	Used For
4576060	SINGLE B.E.T. KIT			1.000mmx760mm	CLARK	48V, 460/500Ah 575/625Ah	GTX16, GTX18, GTX20S, GEX16, GEX18 GEX20S
4576824 (135-259mm)	DOUBLE B.E.T.	900mm	610mm	960mmx1.362mm	Energys (Hawker)	48V, 4Pzs 500Ah	GTX16, GEX16
4576824 (250-375mm)	DOUBLE B.E.T.	900mm	610mm	960mmx1.362mm			
4576828	TOP FRAME (Shelf/Table Mounting)						
4576829	TOP FRAME (Wall Mounting)						
4576826	FIXING PLATE (Floor Mounting)						
4576827	DRIP PROTECTION (2 required)						
4576825 (135-259mm)	DOUBLE B.E.T.	900mm	686mm	960mmx1.514mm	Energys (Hawker)	48V, 5PzS 575/625Ah	GTX18, GTX20S, GEX18, GEX20s
4576825 (250-375mm)	DOUBLE B.E.T.	900mm	686mm	960mmx1.514mm			
4580561	TOP FRAME (Shelf/Table Mounting)						
4580563	TOP FRAME (Wall Mounting)						
4580565	FIXING PLATE (Floor Mounting)						
4580567	DRIP PROTECTION (2 required)						
4576830 (135-259mm)	DOUBLE B.E.T.	1.295mm	762mm	1.355mmx1.666mm	Energys (Hawker)	80V, 4PzS 620Ah, DIN A	GEX20, GEX25, GEX30
4576830 (250-375mm)	DOUBLE B.E.T.	1.295mm	762mm	1.355mmx1.666mm			
4576834	TOP FRAME (Shelf/Table Mounting)						
4576835	TOP FRAME (Wall Mounting)						
4576832	FIXING PLATE (Floor Mounting)						



Part No.	Description	Roller (L)	Roll (W)	Overall (L x W)	MFR	Suitable for Battery	Used For
4576833	DRIP PROTECTION (you need 2)						
4576831 (135-259mm)	DOUBLE B.E.T.	1.295mm	915mm	1.355mmx1.972mm	Energys (Hawker)	80V, 5PzS 775Ah	UNIVERSAL
4576831 (250-375mm)	DOUBLE B.E.T.	1.295mm	915mm	1.355mmx1.972mm			
4580562	TOP FRAME (Shelf/Table Mounting)						
4580564	TOP FRAME (Wall Mounting)						
4580566	FIXING PLATE (Floor Mounting)						
4580568	DRIP PROTECTION (you need 2)						
4469747	Exchange cable			2m	Energys (Hawker)	48V, SBE 160	

Tab. 83: Battery Exchange Table Kits & Options

**6.5.4.2 Battery Water Containers**



**30L**


**60L**

**Mobile Station**

Part No.	Description	Charge (l)	Manufacturer
<b>4576401</b>	BATTERY FILLING CONTAINER (incl. Connector and Tube)	20	Conex
<b>4576402</b>	BATTERY FILLING CONTAINER (incl. Connector and Tube)	30	Conex
<b>4579155</b>	BATTERY FILLING CONTAINER (incl. Connector and Tube)	30	Eternity
<b>4579156</b>	BATTERY FILLING CONTAINER (incl. Connector and Tube)	60	Eternity
<b>4579157</b>	WALL BRACKET FOR BATTERY FILLING CONTAINER (incl. Connector and Tube)		Eternity
<b>4579158</b>	MOBILE FILLING CONTAINER STATION (incl. Pump Connector and Tube)	50	Eternity

Tab. 84: Battery Water Containers

6.5.4.3 CLARK Aqua-Max

CLARK AQUA-MAX	
	<p><b>Part No. 4580616</b></p> <ul style="list-style-type: none"> <li>- Mobile water refill system for batteries</li> <li>- Incl. water filter and flow indicator</li> <li>- Filling with distilled or demineralized water</li> <li>- Robust 2 m spiral hose</li> <li>- 25 cm stable wheels</li> <li>- 26 liters water tank</li> <li>- With a built-in electro pump</li> <li>- Filling connection with quick release coupling</li> <li>- Maintenance-free gel battery</li> <li>- Incl. charger (230 V power supply)</li> </ul>

Tab. 85: Promo Battery Accessories - CLARK Aqua-Max

# TOTALIFT®

## 7 Maintenance



Service Kits



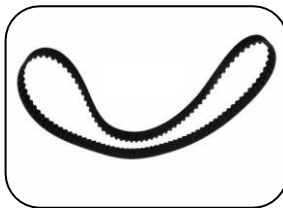
Chains



Paint



SISU AXLES



Belts



Engine Parts



Repair Kits



Adhesives, Cleaner  
and Lubricants



LPG



### 7.1 Service Kits

CLARK PREMIUM SERVICE KIT		
		
<p><b>Part No. 4578151</b></p> <p>The kit includes</p> <ul style="list-style-type: none"> <li>– Tunap spray brake cleaner (500 ml)</li> <li>– Tunap spray chain (400 ml)</li> <li>– Grease Autol Top 2000 (400 g) Spec.MS-107C</li> </ul>		
Part No. <b>4576552</b> Cleaner spray	Part No. <b>4576553</b> Chain spray	Part No. <b>3767183</b> Grease
		

Tab. 86: Promo Service Kit - Permium



**Note**

- Save Time, with faster identification of the maintenance parts
- Save Money, all Service Kits with the best stock order net price
- Be better organized, with same packaging

*For Service Kits not in stock, we nevertheless guarantee same day shipment. Orders placed until 4 p.m.*

Select the drive of your CLARK truck:

DIESEL	DUAL FUEL	ELECTRIC	GASOLINE	LPG
--------	-----------	----------	----------	-----

**7.1.1 Service Kits for CLARK Diesel Trucks**


Part No.	Interval (h)	Engine Filter	Air Filter Outer	Air Filter Inner	Transmission Filter	Fuel Filter 1	Fuel Filter 2	Hydraulic Filter	Hydrostatic Filter	Hydr.-Tank Filter	Breather Filter	V - Belt 1	V - Belt 2	LOT & SEQ	Model
4575749	500	x	x		x	x								9613	CDC 40 - 70
4575750	1000	x	x		x	x		x						9613	CDC 40 - 70
4155605	500	x	x			x			x					9121	CDP16 -20SH
4155606	1000	x	x			x		x	x					9121	CDP16 -20SH
4155603	500	x	x		x	x								9124	CDP 16-20 S
4155604	1000	x	x		x	x		x						9124	CDP 16-20 S
4155287	500	x	x		x	x								8905	CDP 20-35
4155288	1000	x	x		x	x		x						8905	CDP 20-35
4575747	500	x	x		x	x								8908	CDP 20-35
4575748	1000	x	x		x	x		x						8908	CDP 20-35
4155299	500	x	x		x	x								8895	CDP 25 -35
4155300	1000	x	x		x	x		x						8895	CDP 25 -35
4155303	500	x	x			x			x					8895	CDP 25-35 H
4155304	1000	x	x			x		x	x					8895	CDP 25-35 H
4155305	500	x	x			x			x					6763/ 8898	CDP 25-35 H
4155306	1000	x	x			x		x	x					6763/ 8898	CDP 25-35 H
4155307	500	x	x		x	x								9118/ 9128	CDP 40-50
4155308	1000	x	x		x	x		x			x			9118/ 9128	CDP 40-50
4155309	500	x	x			x			x					9119/ 9129	CDP 40-50 H
4155600	1000	x	x			x			x		x			9119/ 9129	CDP 40-50 H
4469183	500	x	x	x	x	x		x						6856	CMP158D
4469656	1000	x	x	x	x	x		x		x	x			6856	CMP158D
4469173	500	x	x	x	x	x		x						9595	CMP158D



Part No.	Interval (h)	Engine Filter	Air Filter Outer	Air Filter Inner	Transmission Filter	Fuel Filter 1	Fuel Filter 2	Hydraulic Filter	Hydrostatic Filter	Hydr.-Tank Filter	Breather Filter	V - Belt 1	V - Belt 2	LOT & SEQ	Model
4469174	1000	x	x	x	x	x	x	x		x	x			9595	CMP158D
4469166	500	x	x	x	x	x		x						9587	CMP230D
4469657	1000	x	x	x	x	x	x	x		x	x			9587	CMP230D
4469166	500	x	x	x	x	x		x						6874/ 8285	CMP230D
4469167	1000	x	x	x	x	x		x		x	x	x		6874/ 8285	CMP230D
4469681	500	x	x	x	x	x		x						9684	CMP450D
4469682	1000	x	x	x	x	x	x	x		x	x			9684	CMP450D
4469643	500	x	x	x	x	x		x						6877/ 9584	CMP450D
4469644	1000	x	x	x	x	x		x		x	x			6877/ 9584	CMP450D
4469169	500	x	x		x	x		x						9588 Seq < 0667	CMP450D
4469170	1000	x	x		x	x	x	x		x	x			9588 Seq < 0667	CMP450D
4469169	500	x	x		x	x		x						9588 Seq > 0668	CMP450D
4469678	1000	x	x		x	x	x	x		x	x			9588 Seq > 0668	CMP450D
4469645	500	x	x	x	x	x		x						6882	CMP570D
4469646	1000	x	x	x	x	x		x		x	x			6882	CMP570D
4469708	500	x	x	x	x	x		x						9686	CMP570D
4469709	1000	x	x	x	x	x		x		x	x			9686	CMP570D
4469181	500	x	x		x	x		x						9590 Seq < 0897	CMP570D
4469182	1000	x	x		x	x		x		x	x			9590 Seq < 0897	CMP570D
4469181	500	x	x		x	x		x						9590 Seq > 0898	CMP570D
4469680	1000	x	x		x	x		x		x	x			9590 Seq > 0898	CMP570D
4469166	500	x	x	x	x	x		x						9751	CQ230D
4469167	1000	x	x	x	x	x		x		x	x	x		9751	CQ230D
4155273	500	x	x		x	x					x			6695/ 6696/ 7455 Seq < 1992	DPM 12-20





Part No.	Interval (h)	Engine Filter	Air Filter Outer	Air Filter Inner	Transmission Filter	Fuel Filter 1	Fuel Filter 2	Hydraulic Filter	Hydrostatic Filter	Hydr.-Tank Filter	Breather Filter	V - Belt 1	V - Belt 2	LOT & SEQ	Model
4155274	1000	x	x		x	x		x			x			6695/ 6696/ 7455 Seq < 1992	DPM 12-20
4155611	500	x	x		x	x					x			7455 Seq > 1993	DPM 12-20
4155612	1000	x	x		x	x		x			x			7455 Seq > 1993	DPM 12-20
4155613	500	x	x		x	x					x			7460/ 6697	DPM 12-20
4155614	1000	x	x		x	x		x			x			7460/ 6697	DPM 12-20
4579338	500	x			x	x					x			6042	DPM 20-30
4579339	1000	x	x		x	x		x		x	x	x		6042	DPM 20-30
4155617	500	x	x		x	x					x			6970	DPM 20-30
4155618	1000	x	x		x	x		x			x			6970	DPM 20-30
4155281	500	x	x		x	x					x			8026	DPM 20-30
4155282	1000	x	x		x	x		x			x			8026	DPM 20-30
4155279	500	x	x		x	x					x			6971/ 6972/ 8025	DPM 20-30
4155280	1000	x	x		x	x		x			x			6971/ 6972/ 8025	DPM 20-30
4578742	500	x	x						x		x			9160	DPM 20-30H
4578743	1000	x	x			x		x	x	x	x	x		9160	DPM 20-30H
4579673	1000	x	x		x	x		x		x	x	x		6430	DPM15
4580095	500	x			x	x								7661	GTS232D
4580096	1000	x	x		x	x		x						7661	GTS232D
4580097	2000	x	x		x	x	x	x		x	x	x		7661	GTS232D
4580098	3000	x	x		x	x		x		x				7661	GTS232D
4580076	500	x			x	x	x							8298	GTS232D
4580077	1000	x	x		x	x	x	x						8298	GTS232D
4580078	2000	x	x		x	x	x	x		x	x	x		8298	GTS232D
4580077	3000	x	x		x	x	x	x						8298	GTS232D
4580095	500	x			x	x								8299	GTS232D
4580096	1000	x	x		x	x		x						8299	GTS232D
4580097	2000	x	x		x	x	x	x		x	x	x		8299	GTS232D
4580098	3000	x	x		x	x		x		x				8299	GTS232D



Part No.	Interval (h)	Engine Filter	Air Filter Outer	Air Filter Inner	Transmission Filter	Fuel Filter 1	Fuel Filter 2	Hydraulic Filter	Hydrostatic Filter	Hydr.-Tank Filter	Breather Filter	V - Belt 1	V - Belt 2	LOT & SEQ	Model
4580076	500	x			x	x	x							9963	GTS232D
4580077	1000	x	x		x	x	x	x						9963	GTS232D
4580078	2000	x	x		x	x	x	x		x	x	x		9963	GTS232D
4580077	3000	x	x		x	x	x	x						9963	GTS232D
4579870	500	x			x	x								9820 Seq 0638-1120	GTS232D
4579871	1000	x	x		x	x		x						9820 Seq 0638-1120	GTS232D
4579872	2000	x	x		x	x		x		x	x	x		9820 Seq 0638-1120	GTS232D
4579873	3000	x	x		x	x		x		x				9820 Seq 0638-1120	GTS232D
4579866	500	x			x	x								9961/ 9820 Seq > 1121	GTS232D
4579867	1000	x	x		x	x		x						9961/ 9820 Seq > 1121	GTS232D
4579868	2000	x	x		x	x		x		x	x	x		9961/ 9820 Seq > 1121	GTS232D
4579869	3000	x	x		x	x		x		x				9961/ 9820 Seq > 1121	GTS232D
4469175	500	x	x		x	x		x						9635	P152D
4469176	1000	x	x		x	x	x	x		x	x			9635	P152D
4469649	500	x	x		x	x		x						9676	P152D
4469650	1000	x	x		x	x		x		x	x			9676	P152D
4576265	500	x			x	x		x						9835	P152D
4576266	1000	x	x		x	x		x		x	x	x		9835	P152D
4579935	500	x			x									8296	P232D
4579936	1000	x	x		x	x	x	x						8296	P232D
4579937	2000	x	x		x	x	x	x		x	x	x		8296	P232D
4579938	3000	x	x		x	x	x	x		x				8296	P232D
4576673	500	x			x									9574	P232D
4578537	1000	x	x		x	x		x						9574	P232D
4578538	2000	x	x		x	x		x		x	x	x		9574	P232D
4578539	3000	x	x		x	x		x				x		9574	P232D
4469171	500	x	x		x	x		x						9594	P232D



Part No.	Interval (h)	Engine Filter	Air Filter Outer	Air Filter Inner	Transmission Filter	Fuel Filter 1	Fuel Filter 2	Hydraulic Filter	Hydrostatic Filter	Hydr.-Tank Filter	Breather Filter	V - Belt 1	V - Belt 2	LOT & SEQ	Model
4469172	1000	x	x		x	x	x	x		x	x			9594	P232D
4469631	500	x	x		x	x		x						9661	P232D
4469632	1000	x	x		x	x	x	x		x	x			9661	P232D
4469635	500	x	x		x	x		x						9677	P232D
4469636	1000	x	x		x	x		x		x	x			9677	P232D
4579935	500	x			x									9968	P232D
4579936	1000	x	x		x	x	x	x						9968	P232D
4579937	2000	x	x		x	x	x	x		x	x	x		9968	P232D
4579938	3000	x	x		x	x	x	x		x				9968	P232D
4469177	500	x	x		x	x		x						9646 Seq < 1133	P232D
4469689	1000	x	x		x	x	x	x		x	x			9646 Seq > 1133	P232D
4469177	500	x	x		x	x		x						9646 Seq > 1134	P232D
4469178	1000	x	x		x	x	x	x		x	x			9646 Seq > 1134	P232D
4576985	500	x	x		x	x		x						9843* with Mini Lever	P232D
4576986	1000	x	x		x	x	x	x		x	x	x		9843* with Mini Lever	P232D
4576240	500	x	x		x	x		x						9843* without Mini Lever	P232D
4576241	1000	x	x		x	x	x	x		x	x	x		9843* without Mini Lever	P232D
4576274	500	x	x	x	x	x		x		x				9683	P455D
4576275	1000	x	x	x	x	x		x		x	x	x		9683	P455D
4576077	500	x	x	x	x	x	x	x						9800	P455D
4576078	1000	x	x	x	x	x	x	x		x	x	x		9800	P455D
4576573	500	x			x	x								9883	P455D
4576574	1000	x	x	x	x	x		x		x				9883	P455D
4576575	2000	x	x	x	x	x	x	x		x	x	x	x	9883	P455D
4576576	3000	x	x	x	x	x	x	x		x		x		9883	P455D
4576573	500	x			x	x								9884	P455D
4576574	1000	x	x	x	x	x		x		x				9884	P455D



Part No.	Interval (h)	Engine Filter	Air Filter Outer	Air Filter Inner	Transmission Filter	Fuel Filter 1	Fuel Filter 2	Hydraulic Filter	Hydrostatic Filter	Hydr.-Tank Filter	Breather Filter	V - Belt 1	V - Belt 2	LOT & SEQ	Model
4576575	2000	x	x	x	x	x	x	x		x	x	x	x	9884	P455D
4576576	3000	x	x	x	x	x	x	x		x				9884	P455D
4578592	500	x			x									9913	P455D
4578593	1000	x	x	x	x	x	x	x						9913	P455D
4578594	2000	x	x	x	x	x	x	x		x	x	x	x	9913	P455D
4578595	3000	x	x	x	x	x	x	x				x	x	9913	P455D
4576000	500	x	x	x	x	x	x	x						9783/ 9801 Seq < 0297	P455D
4576001	1000	x	x	x	x	x	x	x			x	x		9783/ 9801 Seq < 0297	P455D
4576983	500	x	x	x	x	x	x	x						9801 Seq > 0298	P455D
4576984	1000	x	x	x	x	x	x	x			x	x		9801 Seq > 0298	P455D
4576573	500	x			x	x								9888/ 9889	P455D
4576574	1000	x	x	x	x	x		x		x				9888/ 9889	P455D
4576575	2000	x	x	x	x	x	x	x		x	x	x	x	9888/ 9889	P455D
4576576	3000	x	x	x	x	x	x	x		x				9888/ 9889	P455D
4469179	500	x	x	x	x	x		x						9654	P680D
4469180	1000	x	x	x	x	x		x		x	x	x		9654	P680D
4576270	500	x	x	x	x	x		x		x				9689	P680D
4576271	1000	x	x	x	x	x		x		x	x	x		9689	P680D
4469651	500	x	x	x	x	x		x						9690	P680D
4469652	1000	x	x	x	x	x		x		x	x	x		9690	P680D
4576333	250/ 500	x			x									9825	P680D
4576334	1000	x	x	x	x	x		x		x				9825	P680D
4576335	2000	x	x	x	x	x		x		x	x	x		9825	P680D
4576398	250/ 500	x			x									9851	P680D
4576399	1000	x	x	x	x	x		x						9851	P680D
4576516	2000	x	x	x	x	x		x		x	x	x		9851	P680D
4576517	3000	x	x	x	x	x		x				x		9851	P680D
4576398	250/ 500	x			x			x						9852	P680D
4576399	1000	x	x	x	x	x		x						9852	P680D



Part No.	Interval (h)	Engine Filter	Air Filter Outer	Air Filter Inner	Transmission Filter	Fuel Filter 1	Fuel Filter 2	Hydraulic Filter	Hydrostatic Filter	Hydr.-Tank Filter	Breather Filter	V - Belt 1	V - Belt 2	LOT & SEQ	Model
4576400	2000	x	x	x	x	x		x		x	x	x		9852	P680D
4576398	250/ 500	x			x			x						9942	P680D
4576399	1000	x	x	x	x	x		x						9942	P680D
4579713	2000	x	x	x	x	x		x		x	x	x		9942	P680D
4580056	500	x			x									9966	P680D
4580057	1000	x	x	x	x	x	x	x						9966	P680D
4580058	2000	x	x	x	x	x	x	x		x	x	x		9966	P680D
4580059	3000	x	x	x	x	x	x	x		x				9966	P680D
4576333	250/ 500	x			x									9824/ 9678	P680D
4576334	1000	x	x	x	x	x		x		x				9824/ 9678	P680D
4576397	2000	x	x	x	x	x		x		x	x	x		9824/ 9678	P680D
4579935	50/500	x			x									10005	S232D
4579936	1000	x			x	x	x	x						10005	S232D
4581229	2000	x	x		x	x	x	x		x	x	x	x	10005	S232D
4581230	3000	x			x	x	x	x		x				10005	S232D
4469166	500	x	x	x	x	x		x						FA20DT SAMSUNG	SF20-30D
4576613	1000	x	x	x	x	x		x		x	x	x		FA20DT SAMSUNG	SF20-30D
4469643	500	x	x	x	x	x		x						FA35DT SAMSUNG	SF35-45D
4576616	1000	x	x	x	x	x		x		x	x	x		FA35DT SAMSUNG	SF35-45D
4469645	500	x	x	x	x	x		x						FA50DT SAMSUNG	SF50-70sD
4576617	1000	x	x	x	x	x		x		x	x	x		FA50DT SAMSUNG	SF50-70sD

Tab. 87: Service Kits Diesel



7.1.2 Service Kits for CLARK Dual Fuel Trucks

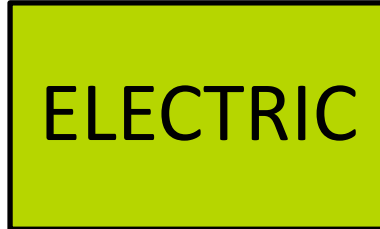


Part No.	Interval (h)	Engine filter	Air filter outer	Transmission filter	Hydraulic filter	Hydr.-Tank filter	Breather filter	V-Belt	Spark Plug	Kit Lock Off Valve	LOT & SEQ	Model
4576673	500	x		x							9666	P232G
4576674	1000	x		x	x				x			
4576675	2000	x	x	x	x	x	x	x	x			
4576676	3000	x	x	x	x		x	x	x			

Tab. 88: Service Kits Dual Fuel



7.1.3 Service Kits for CLARK Electric Trucks



Part No.	Interval (h)	Hydraulic filter	Hydr.-Tank filter	LOT & SEQ	Model
4578318	1000	x	x	9679	GEX162
4469702	1000	x	x	9655	GEX230
4578534	1000	x	x	9868	GEX450
4576789	1000	x	x	9675	GTX162

Tab. 89: Service Kits Electric



7.1.4 Service Kits for CLARK Gasoline Trucks



Part No.	Interval (h)	Engine filter	Air filter outer	Air filter inner	Transmission filter	Fuel filter	Hydraulic filter	Hydr.-Tank filter	Breather filter	V - Belt 1	V - Belt 2	Spark Plug	Kit Lock Off Valve	LOT & SEQ	Model
4576079	500	x	x		x	x	x							6873	CMP230G
4576080	1000	x	x		x	x	x	x	x	x		x		6873	CMP230G
4576673	500	x			x									9647	P232G
4579209	1000	x			x	x	x							9647	P232G
4579210	2000	x	x	x	x	x	x	x		x	x	x	x	9647	P232G
4579211	3000	x	x	x	x	x	x					x	x	9647	P232G

Tab. 90: Service Kits Gasoline



## 7.1.5 Service Kits for CLARK LPGTrucks



Part No.	Interval (h)	Engine filter	Air filter outer	Air filter inner	Transmission filter	Fuel filter 1	Fuel filter 2	Hydraulic	Hydrostatic filter	Hydraulic-Tank filter	Breather filter	V - Belt 1	V - Belt 2	Spark Plug	Kit Lock Off Valve	Kit Caburetor	LOT & SEQ	Model
4576278	500	x			x												9669	C152L
4577942	1000	x	x	x	x			x							x		9669	C152L
4577943	2000	x	x	x	x			x		x	x	x	x	x	x	x	9669	C152L
4577944	3000	x	x	x	x			x				x	x	x	x	x	9669	C152L
4576278	500	x			x	x											9834	C152L
4576510	1000	x			x	x	x	x									9834	C152L
4576511	2000	x	x		x	x	x	x		x	x	x		x			9834	C152L
4576512	3000	x			x	x	x	x				x		x			9834	C152L
4469625	500	x	x		x			x						x			9631 Seq < 0150	C152L
4469626	1000	x	x		x	x		x		x	x			x			9631 Seq < 0150	C152L
4469625	500	x	x		x			x						x			9631 Seq > 0151	C152L
4469628	1000	x	x		x	x		x		x	x			x			9631 Seq > 0151	C152L
4576027	250	x				x											9789	C232L
4576028	500	x			x	x											9789	C232L
4576029	1000	x			x	x		x				x		x			9789	C232L
4576030	2000	x	x		x	x		x		x	x	x		x			9789	C232L
4576673	500	x			x												9853	C232L
4576750	1000	x			x			x							x		9853	C232L
4576751	2000	x	x		x			x		x	x	x	x	x	x		9853	C232L
4576752	3000	x	x		x			x				x	x	x	x		9853	C232L
4469152	500	x	x		x			x						x			9582 Seq < 0737	C232L



Part No.	Interval (h)	Engine filter	Air filter outer	Air filter inner	Transmission filter	Fuel filter 1	Fuel filter 2	Hydraulic	Hydrostatic filter	Hydraulic-Tank filter	Breather filter	V - Belt 1	V - Belt 2	Spark Plug	Kit Lock Off Valve	Kit Caburetor	LOT & SEQ	Model
4469153	1000	x	x		x			x		x	x			x	x		9582 Seq < 0737	C232L
4469152	500	x	x		x			x						x			9582 Seq > 0738	C232L
4469674	1000	x	x		x			x		x	x			x	x		9582 Seq > 0738	C232L
4469623	500	x	x		x			x						x			9630	CGC470
4469624	1000	x	x		x			x		x	x			x	x		9630	CGC470
4469623	500	x	x		x			x						x			9636	CGC470
4469630	1000	x	x		x			x		x	x			x	x		9636	CGC470
4469623	500	x	x		x			x						x			9777	CGC470
4469642	1000	x	x		x	x		x		x	x			x			9777	CGC470
4155607	500	x	x		x									x	x	x	9124	CGP 16-20 S
4575204	1000	x	x		x			x						x	x	x	9124	CGP 16-20 S
4155609	500	x	x						x					x	x		9121	CGP 16-20 SH
4575205	1000	x	x					x	x					x	x		9121	CGP 16-20 SH
4155289	500	x	x		x									x	x		8905	CGP 20-35
4575202	1000	x	x		x			x						x	x	x	8905	CGP 20-35
4576683	500	x	x		x				x					x			8895	CGP 25-30 H
4576684	1000	x	x		x			x	x		x	x	x	x	x		8895	CGP 25-30 H
4155315	500	x	x						x					x	x		6763	CGP 25-35 H
4575201	1000	x	x					x	x					x	x	x	6763	CGP 25-35 H
4155319	500	x	x		x	x					x			x			9118	CGP 40-50
4575206	1000	x	x		x	x		x			x			x	x	x	9118	CGP 40-50
4155601	500	x	x						x					x			9119	CGP 40-50 H
4575207	1000	x	x					x	x		x			x	x	x	9119	CGP 40-50 H
4469148	500	x	x		x			x						x			6851	CMP158L
4469149	1000	x	x		x			x		x	x			x	x		6851	CMP158L
4469154	500	x	x		x			x						x			9596	CMP158L
4469155	1000	x	x		x		x	x		x	x			x	x		9596	CMP158L
4576278	50/ 250	x			x												9802	CMP158L
4576278	500	x			x												9802	CMP158L
4576323	1000	x			x	x	x	x						x	x		9802	CMP158L
4576324	2000	x	x		x	x	x	x		x	x	x		x	x		9802	CMP158L
4469150	500	x	x		x			x						x			6872/ 8284	CMP230L/



Part No.	Interval (h)	Engine filter	Air filter outer	Air filter inner	Transmission filter	Fuel filter 1	Fuel filter 2	Hydraulic	Hydrostatic filter	Hydraulic-Tank filter	Breather filter	V - Belt 1	V - Belt 2	Spark Plug	Kit Lock Off Valve	Kit Caburetor	LOT & SEQ	Model
																		CQ230L
4469151	1000	x	x		x		x	x		x	x	x	x	x	x	x	6872/ 8284	CMP230L/ CQ230L
4469162	500	x	x		x			x						x			6878	CMP450L
4469163	1000	x	x		x	x		x		x	x	x		x	x	x	6878	CMP450L
4469162	500	x	x		x			x						x			9585 Seq < 0443	CMP450L
4469163	1000	x	x		x	x		x		x	x	x		x	x	x	9585 Seq < 0443	CMP450L
4469162	500	x	x		x			x						x			9585 Seq > 0444	CMP450L
4469691	1000	x	x		x			x		x	x	x		x	x		9585 Seq > 0444	CMP450L
4469164	500	x	x		x			x						x			6883 Seq < 0270	CMP570L
4469165	1000	x	x		x			x		x	x			x	x		6883 Seq < 0270	CMP570L
4469164	500	x	x		x			x						x			6883 Seq > 0271	CMP570L
4469693	1000	x	x		x			x		x	x			x	x		6883 Seq > 0271	CMP570L
4576300	250/ 500	x			x												9750	CQ230L
4576301	1000	x			x	x		x						x			9750	CQ230L
4576302	2000	x	x		x	x		x		x	x	x		x			9750	CQ230L
4576819	500	x			x			x									8952 FB	GPH70
4576820	1000	x	x		x	x		x		x		x	x	x	x	x	8952 FB	GPH70
4155615	500	x	x		x						x			x			6695/ 6696	GPM 12
4575198	1000	x	x		x			x			x			x	x	x	6695/ 6696	GPM 12
4155277	500	x	x		x						x			x			6697/ 7455	GPM 12-20
4575196	1000	x	x		x			x			x			x	x	x	6697/ 7455	GPM 12-20
4155291	500	x	x		x						x			x			7462	GPM 12-20
4575197	1000	x	x		x			x		x	x	x	x	x	x	x	7462	GPM 12-20
4579674	1000	x	x		x	x		x		x	x	x	x	x	x	x	6430	GPM 15
4579340	500	x			x						x						6042	GPM 20-30
4579341	1000	x	x		x		x	x		x	x	x	x	x	x	x	6042	GPM 20-30
4155285	500	x	x		x						x			x			8026	GPM 20-30
4575200	1000	x	x		x						x			x	x	x	8026	GPM 20-30



Part No.	Interval (h)	Engine filter	Air filter outer	Air filter inner	Transmission filter	Fuel filter 1	Fuel filter 2	Hydraulic	Hydrostatic filter	Hydraulic-Tank filter	Breather filter	V - Belt 1	V - Belt 2	Spark Plug	Kit Lock Off Valve	Kit Caburetor	LOT & SEQ	Model
4155283	500	x	x		x						x			x			6970/ 6971/ 6972/ 8025	GPM 20-30
4575199	1000	x	x		x			x			x			x	x	x	6970/ 6971/ 6972/ 8025	GPM 20-30
4578742	500	x	x						x		x						9160	GPM 20-30H
4578744	1000	x	x			x		x	x	x	x	x	x	x	x	x	9160	GPM 20-30H
4580072	500	x			x												8297	GTS232L
4580073	1000	x			x	x		x									8297	GTS232L
4580074	2000	x	x		x	x		x		x	x	x	x	x		x	8297	GTS232L
4580075	3000	x			x	x		x		x				x		x	8297	GTS232L
4580072	500	x			x												9969	GTS232L
4580073	1000	x			x	x		x									9969	GTS232L
4580074	2000	x	x		x	x		x		x	x	x	x	x		x	9969	GTS232L
4580075	3000	x			x	x		x		x				x		x	9969	GTS232L
4576190	500	x	x		x			x									9633	P152L
4576191	1000	x	x		x			x		x	x	x		x	x		9633	P152L
4469639	500	x	x		x			x						x			9770	P152L
4469640	1000	x	x		x	x		x		x	x			x			9770	P152L
4576278	500	x			x	x											9791	P152L
4576510	1000	x			x	x	x	x									9791	P152L
4576530	2000	x	x		x	x	x	x		x	x	x	x	x	x		9791	P152L
4576531	3000	x	x		x	x	x	x				x	x	x	x		9791	P152L
4576278	500	x			x	x											9792	P152L
4576510	1000	x			x	x	x	x									9792	P152L
4576530	2000	x	x		x	x	x	x		x	x	x	x	x	x		9792	P152L
4576531	3000	x	x		x	x	x	x				x	x	x	x		9792	P152L
4576263	500	x	x		x			x									9828	P152L
4576264	1000	x	x	x	x			x		x	x	x		x	x	x	9828	P152L
4576278	50/ 500	x			x	x											9829	P152L
4580549	1000	x	x		x	x	x	x									9829	P152L
4580550	2000	x	x		x	x	x	x		x	x	x	x	x	x		9829	P152L
4580551	3000	x	x		x	x	x	x				x	x	x	x		9829	P152L
4576278	250/ 500	x			x	x											9830	P152L
4576279	1000	x			x	x	x	x		x				x			9830	P152L
4576280	2000	x	x		x	x	x	x		x	x	x		x			9830	P152L



Part No.	Interval (h)	Engine filter	Air filter outer	Air filter inner	Transmission filter	Fuel filter 1	Fuel filter 2	Hydraulic	Hydrostatic filter	Hydraulic-Tank filter	Breather filter	V - Belt 1	V - Belt 2	Spark Plug	Kit Lock Off Valve	Kit Caburetor	LOT & SEQ	Model
4581056	500	x			x												9989	P152L
4581057	1000	x			x	x		x									9989	P152L
4581058	2000	x	x		x	x		x		x	x	x	x	x			9989	P152L
4581059	3000	x			x	x		x		x				x			9989	P152L
4469160	500	x	x		x			x						x			9645	P232L
4469161	1000	x	x		x	x		x		x	x			x			9645	P232L
4576261	500	x	x		x			x									9665	P232L
4576262	1000	x	x		x	x		x		x	x	x		x			9665	P232L
4576182	500	x	x		x			x									9780	P232L
4576183	1000	x	x		x	x		x		x	x	x	x	x			9780	P232L
4576015	250/ 500	x			x	x									x		9781	P232L
4576022	1000	x			x	x		x				x		x	x		9781	P232L
4576023	2000	x	x		x	x		x		x	x	x		x	x		9781	P232L
4576673	250/ 500	x			x												9838	P232L
4576314	1000	x			x	x	x	x						x	x		9838	P232L
4576315	2000	x	x	x	x	x	x	x		x	x	x	x	x	x		9838	P232L
4576673	250/ 500	x			x												9839	P232L
4580173	1000	x			x	x		x						x	x		9839	P232L
4576332	2000	x	x	x	x	x		x		x	x	x	x	x	x		9839	P232L
4579263	500	x			x												9939	P232L
4579264	1000	x			x	x		x									9939	P232L
4579265	2000	x	x		x	x		x		x	x	x	x	x		x	9939	P232L
4579266	3000	x			x	x		x						x		x	9939	P232L
4579263	500	x			x												9946	P232L
4579264	1000	x			x	x		x									9946	P232L
4579265	2000	x	x		x	x		x		x	x	x	x	x		x	9946	P232L
4579266	3000	x			x	x		x						x		x	9946	P232L
4469152	500	x	x		x			x						x			9572/ 9582	P232L
4469153	1000	x	x		x			x		x	x			x	x		9572/ 9582	P232L
4469160	500	x	x		x			x						x			9644 Seq < 0569	P232L
4469638	1000	x	x		x		x	x		x	x	x		x	x	x	9644 Seq < 0569	P232L
4469160	500	x	x		x			x						x			9644 Seq > 0570	P232L



Part No.	Interval (h)	Engine filter	Air filter outer	Air filter inner	Transmission filter	Fuel filter 1	Fuel filter 2	Hydraulic	Hydrostatic filter	Hydraulic-Tank filter	Breather filter	V - Belt 1	V - Belt 2	Spark Plug	Kit Lock Off Valve	Kit Caburetor	LOT & SEQ	Model
4469672	1000	x	x		x		x	x		x	x	x	x	x	x	x	9644 Seq > 0570	P232L
4469160	500	x	x		x			x						x			9663 Seq < 0298	P232L
4469638	1000	x	x		x		x	x		x	x	x		x	x	x	9663 Seq < 0298	P232L
4469160	500	x	x		x			x						x			9663 Seq > 0299	P232L
4469672	1000	x	x		x		x	x		x	x	x	x	x	x	x	9663 Seq > 0299	P232L
4576272	500	x	x		x			x		x				x	x		9680	P455L
4576273	1000	x	x		x			x		x	x	x		x	x		9680	P455L
4576325	250/ 500	x			x												9681	P455L
4576326	1000	x			x	x		x		x				x			9681	P455L
4576327	2000	x	x		x	x		x		x	x			x			9681	P455L
4576359	250	x			x												9784	P455L
4576444	500	x			x	x											9784	P455L
4576360	1000	x	x		x	x		x		x							9784	P455L
4576361	2000	x	x		x	x		x		x	x	x		x			9784	P455L
4576624	500	x			x												9886	P455L
4576625	1000	x			x	x	x	x									9886	P455L
4576860	2000	x	x		x	x	x	x		x	x	x		x			9886	P455L
4576861	3000	x	x		x	x	x	x						x			9886	P455L
4576624	500	x			x												9887	P455L
4580238	1000	x			x	x	x	x									9887	P455L
4576626	2000	x	x		x	x	x	x		x	x	x		x			9887	P455L
4576627	3000	x	x		x	x	x	x				x					9887	P455L
4576624	500	x			x												9890	P455L
4576625	1000	x			x	x	x	x									9890	P455L
4576860	2000	x	x		x	x	x	x		x	x	x		x			9890	P455L
4576861	3000	x	x		x	x	x	x						x			9890	P455L
4576624	500	x			x												9891	P455L
4580238	1000	x			x	x	x	x									9891	P455L
4576626	2000	x	x		x	x	x	x		x	x	x		x			9891	P455L
4576627	3000	x	x		x	x	x	x				x					9891	P455L



Part No.	Interval (h)	Engine filter	Air filter outer	Air filter inner	Transmission filter	Fuel filter 1	Fuel filter 2	Hydraulic	Hydrostatic filter	Hydraulic-Tank filter	Breather filter	V - Belt 1	V - Belt 2	Spark Plug	Kit Lock Off Valve	Kit Caburetor	LOT & SEQ	Model
4576187	500	x	x		x			x									9796 Seq < 0192	P455L
4576188	1000	x	x		x	x		x			x	x		x			9796 Seq < 0192	P455L
4578053	500	x	x		x			x									9796 Seq > 0193	P455L
4578054	1000	x	x		x	x		x			x	x		x			9796 Seq > 0193	P455L
4581217	50/500	x			x												9985	P455L
4581218	1000	x			x			x									9985	P455L
4581219	2000	x	x		x			x		x	x	x		x	x		9985	P455L
4581220	3000	x			x			x		x				x	x		9985	P455L
4469633	500	x	x		x			x						x			9674	P680L
4469634	1000	x	x		x			x		x	x			x	x		9674	P680L
4579090	500	x			x												9776	P680L
4579091	1000	x			x			x									9776	P680L
4579092	2000	x	x		x			x		x	x	x		x	x	x	9776	P680L
4579093	3000	x	x		x			x						x	x	x	9776	P680L
4576812	500	x			x												9785	P680L
4576813	1000	x			x	x		x									9785	P680L
4576814	2000	x	x		x	x		x		x	x	x		x			9785	P680L
4576815	3000	x	x		x	x		x				x		x			9785	P680L
4576812	500	x			x												9826	P680L
4579602	1000	x			x	x		x									9826	P680L
4576267	2000	x	x		x	x		x		x				x			9826	P680L
4576268	3000	x	x		x	x		x		x	x	x		x			9826	P680L
4576812	500	x			x												9827	P680L
4578432	1000	x			x		x	x									9827	P680L
4578433	2000	x	x		x		x	x		x	x	x		x	x	x	9827	P680L
4578434	3000	x	x		x		x	x				x		x	x	x	9827	P680L
4581221	50 / 500	x			x												9988	P680L
4581222	1000	x			x			x									9988	P680L
4581223	2000	x	x		x			x		x	x	x		x	x		9988	P680L
4581224	3000	x			x			x		x				x	x		9988	P680L
4581225	50/500	x			x												10003	S252L
4581226	1000	x			x			x							x		10003	S252L



Part No.	Interval (h)	Engine filter	Air filter outer	Air filter inner	Transmission filter	Fuel filter 1	Fuel filter 2	Hydraulic	Hydrostatic filter	Hydraulic-Tank filter	Breather filter	V - Belt 1	V - Belt 2	Spark Plug	Kit Lock Off Valve	Kit Caburetor	LOT & SEQ	Model
4581227	2000	x	x		x			x		x	x	x	x	x	x		10003	S252L
4581228	3000	x			x			x		x				x	x		10003	S252L
4581217	50/500	x			x												9985	P455L
4581218	1000	x			x			x									9985	P455L
4581219	2000	x	x		x			x		x	x	x		x	x		9985	P455L
4581220	3000	x			x			x		x				x	x		9985	P455L
4469148	500	x	x		x			x						x			FA12LT SAMSUNG	SF12/15/18/20s
4576612	1000	x	x		x			x		x	x	x		x	x	x	FA12LT SAMSUNG	SF12-20s
4576614	500	x	x		x			x						x			FA20LT SAMSUNG	SF20-30
4576615	1000	x	x		x			x		x	x	x		x	x	x	FA20LT SAMSUNG	SF20-30

Tab. 91: Service Kits LPG



## 7.2 Lift Chains



Fig. 7: Promo Picture - Chain

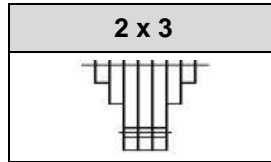
Select the required lacing:

2 x 3	3 x 4	4 x 4	6 x 6	8 x 8

# TOTALIFT®

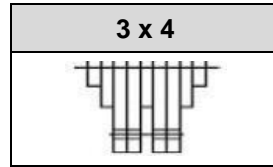


7.2.1 Lift Chains: Lacing 2x3



Part No.	Description	Standard	Pitch (inch)	No. of Pitches	Pitch (mm)	Length (mm)	Lacing
4469013	CHAIN	BL822	1	-	25,4	5000	2x3
903895	CHAIN	BL823	1	57	25,4	1448	2x3
8007174	CHAIN	BL823	1	59	25,4	1499	2x3
8007175	CHAIN	BL823	1	61	25,4	1549	2x3
1238492	CHAIN	BL823	1	67	25,4	1702	2x3
8007183	CHAIN	BL823	1	77	25,4	1956	2x3
904526	CHAIN	BL823	1	81	25,4	2057	2x3
903899	CHAIN	BL823	1	91	25,4	2311	2x3
1238488	CHAIN	BL823	1	95	25,4	2413	2x3
8007193	CHAIN	BL823	1	99	25,4	2515	2x3
1238498	CHAIN	BL823	1	103	25,4	2616	2x3
903888	CHAIN	BL823	1	119	25,4	3023	2x3
903816	CHAIN	BL823	1	133	25,4	3378	2x3
903818	CHAIN	BL823	1	181	25,4	4597	2x3
4469016	CHAIN	BL823	1	-	25,4	5000	2x3

Tab. 92: Lift Chain - Lacing 2x3

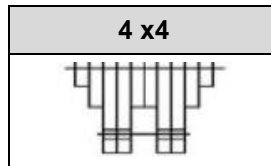
**7.2.2 Lift Chains: Lacing 3x4**


Part No.	Description	Standard	Pitch (inch)	No. of Pitches	Pitch (mm)	Length (mm)	Lacing
1233555	CHAIN	BL534	5/8	79	15,875	1254	3x4
1233558	CHAIN	BL534	5/8	101	15,875	1603	3x4
1233560	CHAIN	BL534	5/8	119	15,875	1889	3x4
1233561	CHAIN	BL534	5/8	127	15,875	2016	3x4
1238652	CHAIN	BL534	5/8	143	15,875	2270	3x4
1233564	CHAIN	BL534	5/8	179	15,875	2842	3x4
1233565	CHAIN	BL534	5/8	191	15,875	3032	3x4
1238653	CHAIN	BL534	5/8	211	15,875	3350	3x4
4155993	CHAIN	BL534	5/8	-	15,875	5000	3x4
1233222	CHAIN	BL634	3/4	131	19,05	2496	3x4
1233081	CHAIN	BL634	3/4	163	19,05	3105	3x4
4469009	CHAIN	BL634	3/4	-	19,05	5000	3x4
1245469	CHAIN	BL834	1	49	25,4	1245	3x4
903269	CHAIN	BL834	1	57	25,4	1448	3x4
903145	CHAIN	BL834	1	63	25,4	1600	3x4
903338	CHAIN	BL834	1	65	25,4	1651	3x4
903148	CHAIN	BL834	1	73	25,4	1854	3x4
903273	CHAIN	BL834	1	79	25,4	2007	3x4
903152	CHAIN	BL834	1	83	25,4	2108	3x4
1232129	CHAIN	BL834	1	95	25,4	2413	3x4
1232130	CHAIN	BL834	1	101	25,4	2565	3x4
903160	CHAIN	BL834	1	103	25,4	2616	3x4
1232131	CHAIN	BL834	1	111	25,4	2819	3x4
1244580	CHAIN	BL834	1	115	25,4	2921	3x4
1232132	CHAIN	BL834	1	121	25,4	3073	3x4
4469020	CHAIN	BL834	1	-	25,4	5000	3x4
1244581	CHAIN	BL844	1	41	25,4	1041	3x4
1245470	CHAIN	BL844	1	45	25,4	1143	3x4



Part No.	Discription	Standard	Pitch (inch)	No. of Pitches	Pitch (mm)	Length (mm)	Lacing
1245471	CHAIN	BL844	1	49	25,4	1245	3x4
1244582	CHAIN	BL844	1	51	25,4	1295	3x4
1244583	CHAIN	BL844	1	53	25,4	1346	3x4
1244585	CHAIN	BL844	1	59	25,4	1499	3x4
1244586	CHAIN	BL844	1	61	25,4	1549	3x4
1244587	CHAIN	BL844	1	63	25,4	1600	3x4
1244588	CHAIN	BL844	1	67	25,4	1702	3x4
1244589	CHAIN	BL844	1	69	25,4	1753	3x4
1244590	CHAIN	BL844	1	71	25,4	1803	3x4
1244591	CHAIN	BL844	1	75	25,4	1905	3x4
1244592	CHAIN	BL844	1	77	25,4	1956	3x4
1244593	CHAIN	BL844	1	81	25,4	2057	3x4
1244594	CHAIN	BL844	1	83	25,4	2108	3x4
1244595	CHAIN	BL844	1	85	25,4	2159	3x4
1245473	CHAIN	BL844	1	87	25,4	2210	3x4
1244596	CHAIN	BL844	1	89	25,4	2261	3x4
1244597	CHAIN	BL844	1	95	25,4	2413	3x4
1244598	CHAIN	BL844	1	97	25,4	2464	3x4
1244599	CHAIN	BL844	1	103	25,4	2616	3x4
1244600	CHAIN	BL844	1	105	25,4	2667	3x4
1244601	CHAIN	BL844	1	109	25,4	2769	3x4
1244602	CHAIN	BL844	1	115	25,4	2921	3x4
1238119	CHAIN	BL1034	1 1/4	31	31,75	984	3x4
1235694	CHAIN	BL1034	1 1/4	39	31,75	1238	3x4
1235692	CHAIN	BL1034	1 1/4	41	31,75	1302	3x4
1232148	CHAIN	BL1034	1 1/4	49	31,75	1556	3x4
904050	CHAIN	BL1034	1 1/4	55	31,75	1746	3x4
1232149	CHAIN	BL1034	1 1/4	63	31,75	2000	3x4
931279	CHAIN	BL1034	1 1/4	73	31,75	2318	3x4
931284	CHAIN	BL1034	1 1/4	83	31,75	2635	3x4
931291	CHAIN	BL1034	1 1/4	93	31,75	2953	3x4
4469027	CHAIN	BL1034	1 1/4	-	31,75	5000	3x4

Tab. 93: Lift Chain - Lacing 3x4

**7.2.3 Lift Chains: Lacing 4x4**


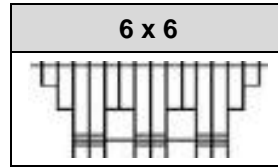
Part No.	Discription	Standard	Pitch (inch)	No. of Pitches	Pitch (mm)	Length (mm)	Lacing
930557	CHAIN	BL544	5/8	75	18,875	1416	4x4
930558	CHAIN	BL544	5/8	81	18,875	1529	4x4
1237596	CHAIN	BL544	5/8	113	18,875	2133	4x4
1237598	CHAIN	BL544	5/8	129	18,875	2435	4x4
1237594	CHAIN	BL544	5/8	131	18,875	2473	4x4
930404	CHAIN	BL544	5/8	135	18,875	2548	4x4
1237600	CHAIN	BL544	5/8	147	18,875	2775	4x4
904171	CHAIN	BL544	5/8	155	18,875	2926	4x4
8023651	CHAIN	BL544	5/8	157	18,875	2963	4x4
930550	CHAIN	BL544	5/8	181	18,875	3416	4x4
4469004	CHAIN	BL544	5/8	-	18,875	5000	4x4
1238120	CHAIN	BL1044	1 1/4	31	31,75	984	4x4
1235695	CHAIN	BL1044	1 1/4	39	31,75	1238	4x4
1235693	CHAIN	BL1044	1 1/4	41	31,75	1302	4x4
1240948	CHAIN	BL1044	1 1/4	43	31,75	1365	4x4
1238243	CHAIN	BL1044	1 1/4	45	31,75	1429	4x4
904060	CHAIN	BL1044	1 1/4	55	31,75	1746	4x4
1238097	CHAIN	BL1044	1 1/4	57	31,75	1810	4x4
1232151	CHAIN	BL1044	1 1/4	63	31,75	2000	4x4
904043	CHAIN	BL1044	1 1/4	71	31,75	2254	4x4
931309	CHAIN	BL1044	1 1/4	77	31,75	2445	4x4
931315	CHAIN	BL1044	1 1/4	85	31,75	2699	4x4
931317	CHAIN	BL1044	1 1/4	89	31,75	2826	4x4
931319	CHAIN	BL1044	1 1/4	93	31,75	2953	4x4
931321	CHAIN	BL1044	1 1/4	101	31,75	3207	4x4
931327	CHAIN	BL1044	1 1/4	109	31,75	3461	4x4
1237601	CHAIN	BL1044	1 1/4	111	31,75	3524	4x4
904628	CHAIN	BL1044	1 1/4	131	31,75	4159	4x4
904629	CHAIN	BL1044	1 1/4	137	31,75	4350	4x4



Part No.	Description	Standard	Pitch (inch)	No. of Pitches	Pitch (mm)	Length (mm)	Lacing
4469237	CHAIN	BL1044	1 1/4	-	31,75	5000	4x4

Tab. 94: Lift Chain - Lacing 4x4

**7.2.4 Lift Chains: Lacing 6x6**

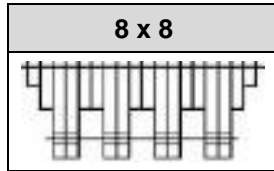


Part No.	Discription	Standard	Pitch (inch)	No. of Pitches	Pitch (mm)	Length (mm)	Lacing
1239174	CHAIN	BL866	1	59	25,4	1499	6x6
1239177	CHAIN	BL866	1	85	25,4	2159	6x6
1239190	CHAIN	BL866	1	107	25,4	2718	6x6
1239191	CHAIN	BL866	1	117	25,4	2972	6x6
4470002	CHAIN	BL866	1	-	25,4	5000	6x6

Tab. 95: Lift Chain - Lacing 6x6



**7.2.5 Lift Chains: Lacing 8x8**



Part No.	Discription	Standard	Pitch (inch)	No. of Pitches	Pitch (mm)	Length (mm)	Lacing
<b>1239698</b>	CHAIN	BL588	5/8	91	18,875	1718	8x8
<b>1239722</b>	CHAIN	BL588	5/8	95	18,875	1793	8x8
<b>1239699</b>	CHAIN	BL588	5/8	97	18,875	1831	8x8
<b>1239715</b>	CHAIN	BL588	5/8	119	18,875	2246	8x8
<b>4469007</b>	CHAIN	BL588	5/8	-	18,875	5000	8x8

Tab. 96: Lift Chain - Lacing 8x8



### 7.3 Paint



Fig. 8: Promo Picture - Paint



**Note**

The standard CLARK truck colors are **HOT YELLOW GREEN II** (high-visibility green) with low-glare matte black.

Part No.	Description	Colour	Container	Content	Model	POM
1802468	PAINT	Hot Yellow Green II	Spray	400 ml	CLARK Trucks	KF/CNF
4579219	PAINT	Black Satin-Finished	Spray	400 ml	CLARK Trucks	KF/CNF
1802467	PAINT	Hot Yellow Green II	Can	950 ml	CLARK Trucks	KF/CNF
1804100	PAINT	Matt Black	Can	950 ml	CLARK Trucks	KF/CNF
1802466	PAINT	Hot Yellow Green II	Can	3,8 l	CLARK Trucks	KF/CNF
1804101	PAINT	Matt Black	Can	3,8 l	CLARK Trucks	KF/CNF
4576322	PAINT	Gray	Spray	500 ml	Reach Trucks	KF/CNF
170101010	PAINT	Orange	Spray	400 ml	Reach Trucks	IT
170101012	PAINT	Gray	Can	1 l	Reach Trucks	IT
170101013	PAINT	Green	Can	1 l	Reach Trucks	IT
4581299	PAINT	Black Glossy	Spray	500 ml	CC-Range	CH
4304081	PAINT	Matt Black	Spray	340 ml	CLARK Trucks	GEF
1805643	PAINT	Gray	Spray	340 ml	CLARK Trucks	GEF
1805641	PAINT	Gray	Can	950 ml	CLARK Trucks	GEF
1809729	PAINT	White	Can	950 ml	Burden Carrier	
1809730	PAINT	Silver	Can	950 ml	Burden Carrier	
1809731	PAINT	Black	Can	950 ml	Burden Carrier	
1809732	PAINT	Green	Can	950 ml	Burden Carrier	
1809733	PAINT	Champagne	Can	950 ml	Burden Carrier	
1802021	PAINT	Gray	Can	3,8 l	Universal	



<b>1802023</b>	PAINT	Gray	Spray	340 ml	Universal	
----------------	-------	------	-------	--------	-----------	--

Tab. 97: Paint

## 7.4 SISU AXLES



CLARK Europe is **official SISU AXLES parts distributor**.

Sisu Axles OEM is an independent axle manufacturer for heavy duty truck, military, container handling and industrial applications.

We provide SISU spare parts and assemblies for all common SISU AXLE models!

Please send us your inquiries for further information and offers.



**Note**

*You should always inform axle serial number when requesting and ordering spare parts.  
Please request for quotation mail to [parts@clarkmheu.com](mailto:parts@clarkmheu.com).*



Fig. 9: Promo Picture - SISU AXLES

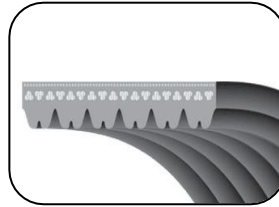
## 7.5 Belts




Std. V-Belts



Cogged V-Belts

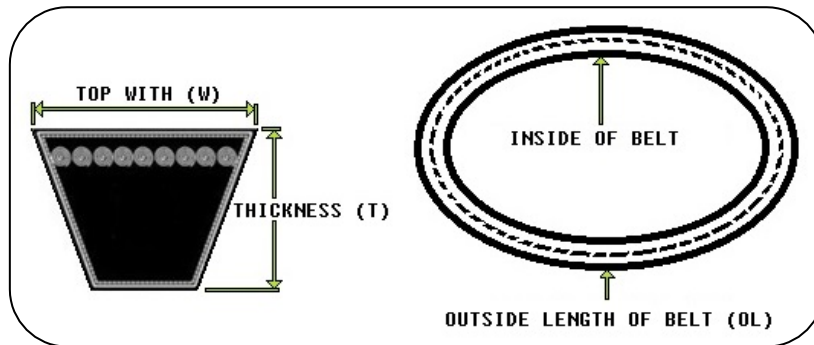


Serpentine Belts



Timing/Driving Belts

You need to measure the required belt:



# TOTALIFT®



7.5.1 V-Belts



Std. V-Belts



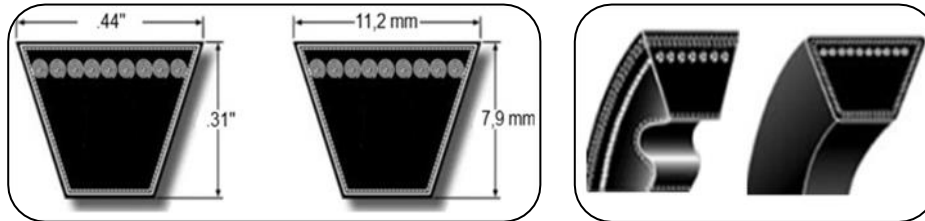
Cogged V-Belts

Select the required class based on the dimensions:

Class	W x T (mm)	W x T (Inch)
<b>Class 15</b>	11,2x7,9	.44x.31
<b>Class 17</b>	13,5x8,7	.53x.34
<b>4L-Series, AX-Series</b>	12,7x7,9	1/2x5/16

Tab. 98: V-Belts

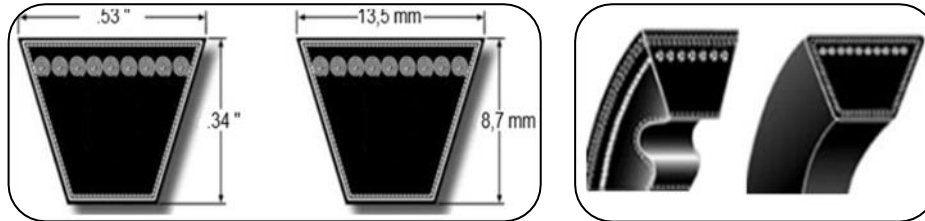
7.5.1.1 V-Belts: Class 15



Part No.	Qty	Description	OL (mm)	OL (Inch)
1307511	2	STANDARD V-BELT	1020	40.16
920231ORG	1	STANDARD V-BELT	1010	39.76
668774	2	COGGED V-BELT	1200	47.24
670199	2	COGGED V-BELT	1435	56.50
920231	1	COGGED V-BELT	1005	39.57
925360	1	COGGED V-BELT	1210	47.64
1320801	2	COGGED V-BELT	1520	59.84
2361378	1	COGGED V-BELT	1040	40.94
2372356	2	COGGED V-BELT	1210	47.64
2381559	1	COGGED V-BELT	1160	45.67
2742383	1	COGGED V-BELT	1410	55.51
2814061	1	COGGED V-BELT	950	37.40
4338996	1	COGGED V-BELT	950	37.40
8000214	1	COGGED V-BELT	1080	42.52
8001054	1	COGGED V-BELT	1090	42.91
8044538	1	COGGED V-BELT	1070	42.13
8078592	1	COGGED V-BELT	1160	45.67

Tab. 99: Belts - Class 15

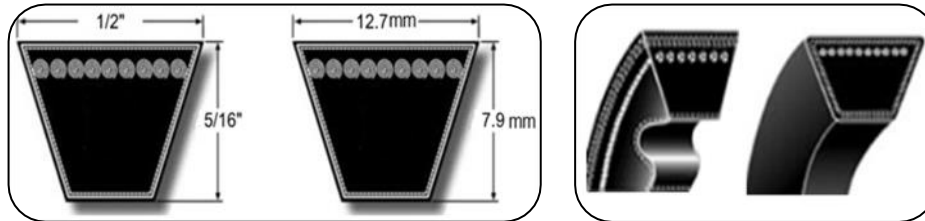
7.5.1.2 V-Belts: Class 17



Part No.	Qty	Description	OL (mm)	OL (Inch)
2817736	1	STANDARD V-BELT	1550	61.02
660056	1	COGGED V-BELT	1355	53.35
920536	1	COGGED V-BELT	1200	47.24
927362	1	COGGED V-BELT	1590	62.60
1234864	1	COGGED V-BELT	1100	43.31
1240303	1	COGGED V-BELT	1170	46.06
1240815	1	COGGED V-BELT	1100	43.31
1243112	1	COGGED V-BELT	1280	50.39
1316173	1	COGGED V-BELT	1530	60.24
1317741	1	COGGED V-BELT	1420	55.91
1321653	1	COGGED V-BELT	1510	59.45
2358988	1	COGGED V-BELT	980	38.58
3790789	1	COGGED V-BELT	970	38.19
4321623	1	COGGED V-BELT	1480	58.27
4340925	1	COGGED V-BELT	1105	43.50
8093093	1	COGGED V-BELT	1400	55.12

Tab. 100: Belts - Class 17

7.5.1.3 V-Belts: 4L-Series, AX-Series

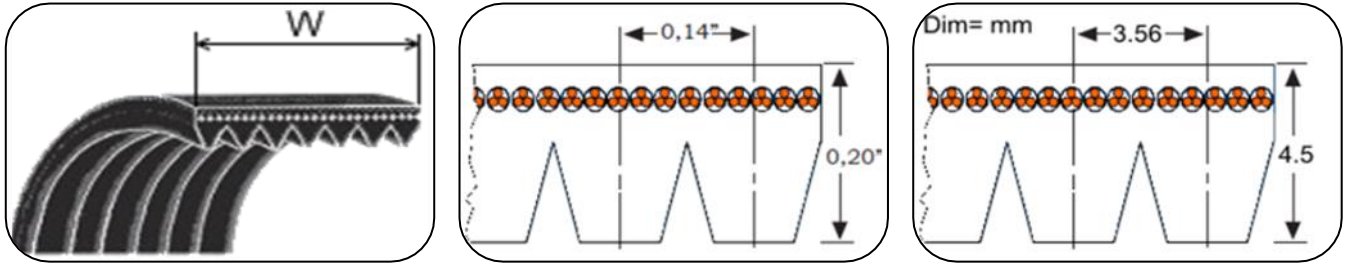


Part No.	Qty	Description	OL (mm)	OL (Inch)
<b>1234912</b>	1	4L-SERIES FRACTIONAL WEDGE WRAPPED V-BELT	1245	49.02
<b>8076998</b>	1	4L-SERIES FRACTIONAL WEDGE WRAPPED V-BELT	1445	56.89
<b>921875</b>	1	AX-SERIES RAW EDGE COGGED V-BELT	1270	50.00
<b>928278</b>	2	AX-SERIES RAW EDGE COGGED V-BELT	1435	56.50

Tab. 101: Belts - Series 4L, Series AX




**7.5.2 Multi-Rib/ Serpentine Belts**



Part No.	Qty	Description	OL (mm)	W (mm)	OL (Inch)	W (Inch)	Ribs
1244372	1	SERPENTINE BELT	1105	14,24	43.50	0.56	4
925089	1	SERPENTINE BELT	2150	21,36	84.65	0.84	6
2817653	1	SERPENTINE BELT	2090	21,36	82.28	0.84	6
8052377	1	SERPENTINE BELT	2260	21,36	88.98	0.84	6
8057309	1	SERPENTINE BELT	2075	21,36	81.69	0.84	6
916080	1	SERPENTINE BELT	1580	28,48	62.20	1.12	8
1239319	1	SERPENTINE BELT	1490	28,48	58.66	1.12	8
1241209	1	SERPENTINE BELT	1650	28,48	64.96	1.12	8
1241502	1	SERPENTINE BELT	1560	28,48	61.42	1.12	8

Tab. 102: Multi-Rib/ Serpentine Belts

### 7.5.3 Timing/ Drive Belts



Part No.	Qty	Description	OL (mm)	W (mm)	OL (Inch)	W (Inch)	Teeth
918712	1	Timing/ Drive Belt	540	12,7	21.26	0.50	65
4307272	1	Timing/ Drive Belt	1145	19	45.08	0.75	120
920294	1	Timing/ Drive Belt	1180	24	46.46	0.94	122
918706	1	Timing/ Drive Belt	1180	24	46.46	0.94	123

Tab. 103: Timing/ Drive Belts

#### 7.5.3.1 Timing/ Drive Belt Kits

Picture	Part No.	Qty	Description	Kit contains the following part no.			Teeth
	4578280	1	TIMING/ DRIVE BELT KIT	BELT 918712	BOLT 918713	TENSIONER 918711	65
	4578281	1	TIMING/ DRIVE BELT KIT	BELT 920294	SPRING 918526	TENSIONER 918609ORG	122
	4580123	1	TIMING/ DRIVE BELT KIT	BELT 918706O RG	SPRING 918526	TENSIONER 918609ORG	123

Tab. 104: Timing/ Drive Belt Kits


## 7.6 Engine Parts

### 7.6.1 Cylinder Heads



Image	Part No.	Description	Gasket set	Manufacturer	Engine
	4G54HEAD	CYLINDER HEAD ASSY	909410	mitsubishi	4G54
	4G63HEAD	CYLINDER HEAD ASSY	920269	mitsubishi	4G63
	4G64HEAD	CYLINDER HEAD ASSY	918489	mitsubishi	4G64
	4YHEAD	CYLINDER HEAD ASSY	n/a	toyota	4YHEAD
	FEHEAD	CYLINDER HEAD ASSY	n/a	mazda	FE/ F2, LPG
	H25HEAD	CYLINDER HEAD ASSY	n/a	nissan	H20/ H25



	K25HEAD	CYLINDER HEAD ASSY	n/a	NISSAN	K21/ K25
---	---------	--------------------	-----	--------	----------

Tab. 105: Cylinder Head Assemblies



7.7.1.1 Steer Axle Kits w/o Links



Image	Part-No.	Description	Model	LOT
	4576561	REP KIT STEER AXLE	CDP16, CDP18, CDP20S, CGP16, CGP18, CGP20S	9124
	4576563	REP KIT STEER AXLE	C15L, C18, C20SL	9633
	4578612	REP KIT STEER AXLE	C20D, C25D, C30D, C35D	9843
	4579360	REP KIT STEER AXLE	GEX16, GEX18, GEX20S	9679
	4580153	REP KIT STEER AXLE	C20D, C25D, C30D, C35D	9646
	4580167	REP KIT STEER AXLE	CMP20D, CMP25D, CMP30D, CMP20L, CMP25L, CMP30L	6872, 6874
	4580336	REP KIT STEER AXLE	GEX40, GEX45, GEX50	9868



Tab. 106: Steer Axle Kits w/o Links

7.7.1.2 Steer Axle Kits with Links



Image	Part-No.	Description	Model	LOT
	4576559	REP KIT STEER AXLE	CDP20, CDP25, CDP30, CGP20, CGP25, CGP30	8905, 8908
	4576562	REP KIT STEER AXLE	CMP15D, CMP18D, CMP20SD	6856, 9595
	4576856	REP KIT STEER AXLE	C20, C25, C30, C35, GTS20, GTS25, GTS30, GTS33	9843,9646,9677, 9644,9645,9665, 9663,9838,9780, 9666,9667,9671
	4579359	REP KIT STEER AXLE	GEX16, GEX18, GEX20S	9679
	4579361	REP KIT STEER AXLE	GEX20, GEX25, GEX30, GEX30S, GEX30L	9655
	4580354	REP KIT STEER AXLE	C20D, C25D, C35D, C35D	9968

Tab. 107: Steer Axle Kits with Links



## 7.8 Adhesives, Cleaners and Lubricants



Adhesives



Cleaner








Lubricants/ Greases

# TOTALIFT®

7.8.1 Adhesives



Image	Part No.	Description	Information	Content
	<b>1245648</b>	LOCTITE 243 Gasket Liquid	Threadlocking Adhesive - medium strength. General purpose. Suitable for all metal threaded assemblies.	50 ml
	<b>1802309</b>	LOCTITE 409 Super Bonder	Transparent, colourless ethyl-based instant adhesive gel with a fixture time of 20 - 60 secs.	3 g
	<b>4579922</b>	LOCTITE 518 Gasket Sealant	Gasketing product for machined metal flanges. Medium strength. For gaps up to 0.25 mm. 30 min fixture time.	50 ml
	<b>1245608</b>	LOCTITE 574 Gasket Liquid	Gasketing Product - general purpose. Ideal for use on machined and rigid metal flanges	50 ml
	<b>1806857</b>	LOCTITE 660 Quick Metal, Press Fit Repair	Retaining Compound - high strength. Gap filling. For repair of worn-out seats, keys, splines, bearings or tapers without re-machining.	50 ml

Tab. 108: Adhesives

7.8.2 Cleaner



Image	Part No.	Description	Information	Content
	<b>4580454</b>	TUNAP SPRAY BRAKE CLEANER (BASIC)	Effective degreaser for maintenance, repair and installation. Cleans and prevents immediate rusting.	500 ml
	<b>4575303</b>	CLEANER SPRAY	For crack detection testing.	500 ml

Tab. 109: Cleaners

### 7.8.3 Lubricants/ Greases



Image	Part No.	Description	Information	Content
	<b>3767183</b>	AUTOL TOP 2000	Super Long live Grease.	400 g
	<b>4576553</b>	TUNAP CHAIN SPRAY	CLARK branded synthetic chain lubricant.	400 ml
	<b>4579483</b>	INTERFLON FIN NSF® (CLASS H1)	Non-staining, transparent multipurpose grease for superior general lubrication purposes.	300 ml
	<b>4579484</b>	INTERFLON FIN LUBE TF	Highly Versatile, extremely durable dry-film Lubricant.	500 ml
	<b>4351010</b>	HTCP ELECTROLUBE	Heat Transfer Compound, Thermally Conductive, non-silicone for radiators.	20 ml
	<b>8091780</b>	GREASE	Speciality rolling bearing grease for demanding applications.	1 kg
	<b>1245858</b>	SPECIAL GREASE	Grease for valves, fittings and plain bearings.	50 g

Tab. 110: Lubricants/ Greases

## 7.9 LPG Maintenance



Regulator



Carburetor



Lockoff Valves



Repair Kits

# TOTALIFT®

7.9.1 LPG Regulator



Image	Part No.	Description	Repair Kit	Type	Model
	<b>8030248</b>	REGULATOR	932698 (International) 4349039 (only GER)	Impco	Cobra-30712-002
	<b>8030248C</b>	REGULATOR		Century	Cobra
	<b>930024</b>	REGULATOR	920165	Impco	Cobra-1-656
	<b>934337</b>	REGULATOR	934849	Woodward	A343007, N2001

Tab. 111: LPG Regulator

7.9.2 LPG Carburetor



Image	Part No.	Description	Repair Kit	Type	Model
	<b>4578711</b>	CARBURETOR		Impco	CA100M-3-9
	<b>2385849</b>	CARBURETOR		Impco	CA100-180
	<b>3777838</b>	CARBURETOR		Impco	CA100M-367
	<b>4349867</b>	CARBURETOR	920186	Impco	CA55-9867
	<b>904840</b>	CARBURETOR	920186	Impco	CA100-222-1

Tab. 112: Carburetor

7.9.3 LPG Lockoff Valves



Image	Part No.	Description	Repair Kit	Type	Model
	<b>3675433</b>	LOCKOFF VALVE	923293	Impco	VFF30-433
	<b>3675433C</b>	LOCKOFF VALVE		Century	C-VFF-30
	<b>1242420</b>	LOCKOFF VALVE	936132	Impco	FL-221, 12V
	<b>4303202</b>	LOCKOFF VALVE	3787513	Impco	12V



Tab. 113: Lockoff Valve



7.9.4 LPG Repair Kits



Image	Part No.	Description	Type	Used for
	7009843	LPG REPAIR KIT	A7-170	
	932698	LPG REPAIR KIT	Cobra	Converter
	1246798	LPG REPAIR KIT	Impco	Hyundai engines for CLARK
	923293	LPG REPAIR KIT	VFF30	Lock Off Valve
	3787513	LPG REPAIR KIT	Impco	Lock Off Valve
	995632	LPG REPAIR KIT	Model J	Regulator
	934849	LPG REPAIR KIT	Tier 3	Regulator

	<p><b>930028</b></p>	<p>LPG REPAIR KIT</p>	<p>EV1-14-2</p>	<p>Impco</p>
	<p><b>998838</b></p>	<p>LPG REPAIR KIT</p>	<p>AV1-14-4</p>	<p>Impco</p>

Tab. 114: Repair Kits

## 8 Accessories



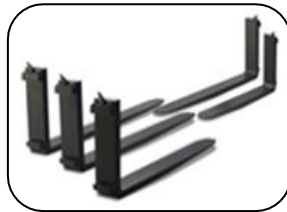
Mirrors



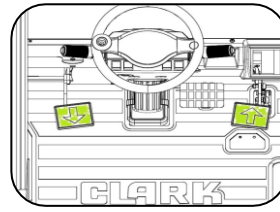
Decals



LPG



Attachments



Field Kits



Storage Console Kits

# TOTALIFT®

## 8.1 Mirrors



Panoramic



Rectangular



---

**Note**

*Mirrors may give the operator an improved view of the area surrounding the lift truck when normal operating vision is otherwise obstructed.*






*They are typically installed on trucks with cabins. The operator should never use a mirror to replace actually looking in the direction of travel.*

---

# TOTALIFT®

**8.1.1 Panoramic Mirrors**








Image	Part-No.	Description	Size/ Shape	Size (mm)	Mounting
	<b>1809001</b>	PANORAMIC MIRROR	9" Dome	228,6	Tape
	<b>1809002</b>	PANORAMIC MIRROR	9" Dome	228,6	Magnetic
	<b>1403.12.03</b>	PANORAMIC MIRROR	9" Dome	228,6	with bracket
	<b>4576550</b>	PANORAMIC MIRROR	9" Dome	228,6	with bracket
	<b>8121327</b>	PANORAMIC MIRROR	9" Dome	228,6	w/o bracket

Tab. 115: Panoramic Mirrors

8.1.2 Rectangular Mirrors




Image	Part-No.	Description	Size/ Shape	Size (mm)	Mounting
	445548	RECTANGULAR MIRROR	3 7/8" X 6 1/4"	98,425x158,75	w/o bracket
	925590	RECTANGULAR MIRROR	4 1/2" X 7 1/2" Flat	114,3x190,5	w/o bracket
	926377	RECTANGULAR MIRROR	4 1/2" X 7 1/4" Convex	114,3x184,15	w/o bracket
	8049165	RECTANGULAR MIRROR	5 1/2" X 10" Flat	139,7x254	w/o bracket
	8032046	RECTANGULAR MIRROR	6 1/2" X 10" Flat	165,1x254	w/o bracket
	8044861	RECTANGULAR MIRROR	7 1/2" X 13" Flat	190,5x330,2	w/o bracket
	446283	RECTANGULAR MIRROR	8 1/2" Round	215,9	w/o bracket

Image	Part-No.	Description	Size/ Shape	Size (mm)	Mounting
	4339488	RECTANGULAR MIRROR	On request	On request	with bracket
	7755114	RECTANGULAR MIRROR	On request	On request	with bracket
	8026929	RECTANGULAR MIRROR	On request	On request	w/o bracket
	8031307	RECTANGULAR MIRROR	On request	On request	with bracket
	99248603	RECTANGULAR MIRROR	On request	On request	with bracket

Tab. 116: Rectangular Mirrors

## 8.2 Decals



Logos



Models



Notes/ Indications





8.2.1 Logos



Image	Part No.	Description	Size (mm)
	2808079	DECAL "GENESIS"	75 x 75
	3798346	DECAL "CLARK"	270 x 75
	2348904	DECAL "CLARK" (MAST)	275 x 80
	2820010	DECAL "CLARK,CTWT"	340 x100
	2388456	DECAL " CLARK"	360 x 100
	8103088	DECAL "CLARK" (MAST)	400 x 110

Tab. 117: Logos



8.2.2 Models



Image	Part No.	Description	Size (mm)
	8065876	DECAL „GEX 18“	155 x 40
	8047066	DECAL "GEX 20"	160 x 55
	4579456	DECAL "WPX18"	300 x 50
	4579459	DECAL "WP15"	300 x 50
	4579458	DECAL "PPX20"	310 x 50
	8108253	DECAL "PX18"	315 x 50
	8061597	DECAL "GTS20"	380 x 80
	8061598	DECAL "GTS25"	380 x 80
	8061599	DECAL "GTS30"	380 x 80
	8087553	DECAL "CTX 70"	430 x 70
	8063308	DECAL "POWER AC GTX"	670 x 100

Image	Part No.	Description	Size (mm)
	8050097	DECAL "POWER AC 80V"	540 x 160
	8050098	DECAL "POWER AC 80V"	540 x 160
	8050714	DECAL "C60"	370 x 150
	8050715	DECAL "C60"	370 x 150
	8050716	DECAL "C70"	620 x 150
	8050717	DECAL "C70"	620 x 150
	8063826	DECAL "C75"	370 x 150
	8063827	DECAL "C75"	370 x 150
	8050718	DECAL "C80"	620 x 150
	8050719	DECAL "C80"	620 x 150
	8062682	DECAL "CQ30L"	170 x 40
	8040507	DECAL "EPX 20"	250 x 45
	2820714	DECAL "CMP25"	255 x 45
	8021909	DECAL "CMP50SL"	300 x 50
	8036658	DECAL "TMX 18"	240 x 50



Image	Part No.	Description	Size (mm)
	8036660	DECAL "TMX 20X"	290 x 50
	4334119	DECAL "16S"	125 x 50

Tab. 118: Models

8.2.3 Notes/ Indications




Image	Part No.	Description	Size (mm)
	8094580	DECAL "LIFT/LOWER"	22 x 17
	8094583	DECAL "SIDESHIFTER"	22 x 17
	8094584	DECAL "FORK POSITIONER"	22 x 17
	8094590	DECAL "AUXILIARY 1 "	22 x 17
	925830	DECAL „TILT“	Ø 30
	2338780	DECAL „TILT“	Ø 35



Image	Part No.	Description	Size (mm)
	8073406	DECAL "FORK POSITIONER"	40 x 25
	8073404	DECAL "TILT"	40 x 25
	2811076	DECAL "HAND SAFETY"	45 x 25
	8087210	DECAL "INCHING S/W"	65 x 15
	8037612	DECAL "BRAKE OIL"	80 x 20
	420115025	DECAL "NO STANDING"	80 x 80
	8102978	DECAL "FUSE BOX COVER"	90 x 50
	2372604	DECAL "FORK SAFETY"	125 x 50
	2349361	DECAL "FORK SAFETY"	265 x 90



Image	Part No.	Description	Size (mm)
	2777635	DECAL "NO RIDING"	135 x 45

Tab. 119: Notes/ Indications

### 8.3 LPG Accessories



Bottle Brackets



Promo Kits

# TOTALIFT®



### 8.3.1 LPG Tank Brackets



Image	Part No.	Description	Info	Model
	1403.12.12	LPG TANK BRACKET (swing back)		C15L,C18L,C20L,C20SL, C25L,C30L,C35L,GTS
	8036707	LPG TANK BRACKET		CMP570L
	8037180	LPG TANK BRACKET	Clamp = 2 x 925371	CQ20,CQ25,CQ30,C20s, C25,C30,C35
	8093759	LPG TANK BRACKET DUAL		GP-S40
	1413.12.12	LPG TANK BRACKET (swing back)		GTS
	8102022	LPG TANK BRACKET DUAL "PIVOT"		Universal
	8054682	LPG TANK BRACKET		Universal
	8037179	LPG TANK BRACKET		Universal

Image	Part No.	Description	Info	Model
	<b>8043751</b>	LPG TANK BRACKET (swing down)	KIT	Universal


Tab. 120: LPG Tank Brackets

Swing Down Function:




8.3.2 LPG Promo Kits




IMPCO SERVICE REPAIR CASE	
	<p><b>Part No. 4578555</b></p> <ul style="list-style-type: none"> <li>- Includes ALL spare parts which are necessary for the maintenance of a gas forklift with IMPCO-LPG-System</li> </ul>

Tab. 121: LPG IMPCO Service repair case

IMPCO TROPICAL FILTER KIT	
	<p><b>Part No. 4578049</b></p> <ul style="list-style-type: none"> <li>- High efficiency. Keep your LPG system clean</li> <li>- Easy to fit, reduces service interval</li> </ul>

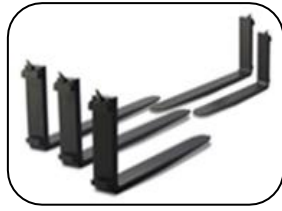
Tab. 122: LPG IMPCO Tropical Filter Kit

MINIMUM LEVEL DETECTOR KIT	
	<p><b>Part No. 4578274</b></p> <ul style="list-style-type: none"> <li>- The solution to know when your LPG-tank is almost empty</li> <li>- Improves safety and productivity</li> <li>- Prevents waste of replacing a tank before it is truly empty</li> </ul>


Tab. 123: LPG MLD KIT



## 8.4 Attachments



Forks



Accessories

# TOTALIFT®

### 8.4.1 Forks



ISO/ FEM



Shaft Type

# TOTALIFT®

8.4.1.1 Forks ISO/ FEM



FEM 2A

FEM 3A

FEM 4A

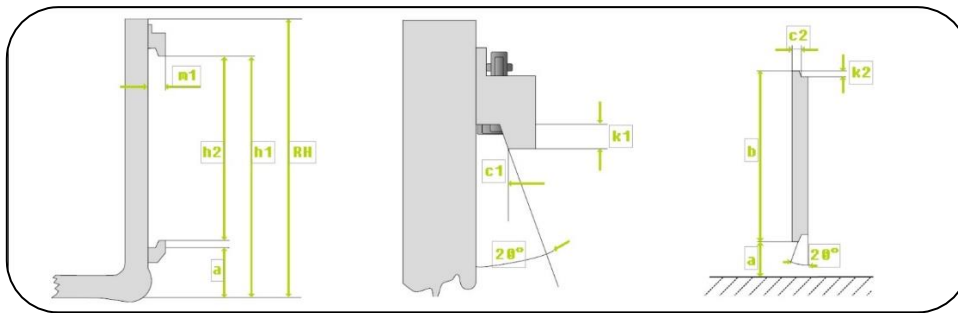


Fig. 10: ISO Classification Measurements

Class	Load Capacity	Load Centre Distance	Version	Ground Clearance	b	c1 <sup>+1</sup>	c2 <sub>-1</sub>	h1±3	h2*	k1	k2 <sub>-1,5</sub>	m1 max.	RH± <sup>10</sup> <sub>5</sub>	
													ISO	mm
	kg	mm	ISO	a=mm	mm	mm	mm	mm	mm	mm	mm	mm	ISO	mm
ISO/ FEM1	0- 999	400	1A 1B	76 114	331	16,5	16	394 432	306 306	14	13	31	1A 1B	475 510
ISO/ FEM2	1000- 2500	500	2A 2B	76 152	407	16,5	16	470 546	382 382	14	13	31	2A 2B	550 625
ISO/ FEM3	2501- 4999	500 (600)	3A 3B	76 203	508	22	21,5	568 695	477 477	17	16	40	3A 3B	655 780
ISO/ FEM4	5000- 10000	600	4A 4B	127 254	635	26	25,5	743 870	598 598	20	19	47	4A 4B	845 970

Tab. 124: ISO Classification Dimensions

We offer a wide range of high quality manufactured forklift forks such as FEM2A, FEM3A and FEM4A (the best known).

The FEM type forklift forks are the most common forks that are suitable for most forklift trucks, and are designed to hang onto the front of the forklift truck carriage.



**Note**

You should always inform the required fork length when requesting and ordering forks.  
Please request for quotation mail to [parts@clarkmheu.com](mailto:parts@clarkmheu.com).



### 8.4.1.2 Forks Shaft Type



w/o existing  
Fork Positioner



with existing  
Fork Positioner



**Note**

*Forks depending on Side Shifter/ Fork Positioner.*

*Please request for quotation mail to [parts@clarkmheu.com](mailto:parts@clarkmheu.com).*



### 8.4.2 Fork Accessories



**Locking Mechanisms**



**Lubricants**

# TOTALIFT®



### 8.4.2.1 Fork Locking Mechanisms



**Lever Type**



**Knob Type**



**Note**

Lever Type is "standard" for fork hooks and locking mechanism.  
Knob Type is "special designed" by Cascade.



**Fork locking mechanisms: Lever Type**



Image	Part No.	Description	Class	Dimensions (mm)
	<b>1810138</b>	FORK STOP PIN KIT	FEM2	LG:56
	<b>1244347</b>	FORK STOP PIN KIT	FEM3,FEM4	LG:60/ DIA:15
	<b>1244355</b>	FORK STOP PIN KIT	FEM3,FEM4	LG:75
	<b>935842</b>	FORK STOP PIN KIT	FEM3,FEM4	LG:68

Tab. 125: Fork Stop Kits - Lever Type

**Fork locking mechanisms: Knob Type**







Image	Part No.	Description	Class	Dimensions (mm)
	<b>932775</b>	FORK STOP PIN KIT	FEM2	LG:68
	<b>932776</b>	FORK STOP PIN KIT	FEM3	LG:78
	<b>8450086</b>	FORK STOP PIN KIT	FEM3	LG: 92,5

Tab. 126: Fork Stop Kits - Knob Type

8.4.2.2 Fork Lubrications



Image	Part No.	Description	Information	Content
	<b>4576966</b>	CRACK DETECTION KIT	Fracture Indicator (Diffusion Red, Cleaner, Developer)	3x500 ml
	<b>4575302</b>	DIFFUSIONS RED SPRAY	BDR-L	500 ml
	<b>4575303</b>	CLEANER SPRAY		500 ml
	<b>4575304</b>	DEVELOPER WHITE SPRAY	BEA	500 ml

Tab. 127: Fork Lubrications

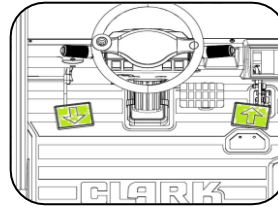
## 8.5 Field Kits



Noise Reduction Kits



LED Light Kits



Dual Pedal Kits



Mirror Kits



Rear Hand Grip with  
Horn Switch Kits



Idle Up Kits



8.5.1 Noise Reduction Kits



Part No.	Description	Model
<b>Without cabin:</b>		
4576392	NOISE REDUCTION KIT	C15,C18,C20s,C20,C25,C30,C35 *Not for ISUZU Diesel Engine
4577920	NOISE REDUCTION KIT	C40,C45,C50s,C55s
<b>With cabin:</b>		
4576392	NOISE REDUCTION KIT (SINGLE DOORS)	C15,C18,C20s,C20,C25,C30,C35 *Not for ISUZU DIESEL Engine
4576537	NOISE REDUCTION KIT (FOLDED DOORS)	

Tab. 128: Noise Reduction Kits

8.5.2 LED Light Kits



Image	Part No.	Description	Volt (V)	Lm	Model
	<b>4579231</b>	BLUE SAFETY LIGHT LED KIT	12-110	830lx	Universal*
	<b>4579429</b>	RED SAFETY LIGHT LED KIT	12-110	830lx	Universal*
*If additional rear work light is needed it has to be in LED.					
	<b>4578947</b>	TWO HEAD LIGHTS LED KIT (OHG MOUNTED)	12-48	700	C15,C18,C20,C25,C30,C35, GEX16,GEX18,GEX20,GEX25, GEX30,GTX16,GTX18,GTX20s
	<b>1813483</b>	TWO HEAD LIGHTS LED KIT (OHG MOUNTED)	12-48	700	C20,C25,C30,C35
	<b>4578948</b>	TWO HEAD LIGHTS LED KIT (OHG MOUNTED)	12-48	700	C40,C45,C50,C55
	<b>4578949</b>	TWO HEAD LIGHTS LED KIT (OHG MOUNTED)	12-48	700	C60,C70,C75,C80
	<b>4469516</b>	STROBE LIGHT KIT (AMBER)	12-24		GEX30,GTX16,GTX18, GTX20S,CMP15L,C20SD,CQ, C35, C75, CMP20, CMP40
	<b>4578950</b>	REAR COMBI LIGHT LED KIT	12		C15,C18,C20s,C20,C25,C30, C35,GEX20, GEX25,GEX30,GTX16,GTX18, GTX20s, GTX20,GTX25,GTX30
	<b>4578951</b>	REAR COMBI LIGHT LED KIT	12		C20,C25,C30,C35

Image	Part No.	Description	Volt (V)	Lm	Model
	<b>4578952</b>	REAR COMBI LIGHT LED KIT	12		C40,C45,C50,C55
	<b>4578953</b>	REAR COMBI LIGHT LED KIT	12		C60L,C70L,C75L
	<b>4578954</b>	REAR COMBI LIGHT LED KIT	24		C60D,C70D,C75D,C80D
	<b>4579087</b>	REAR WORK LIGHT LED KIT	12-48	700	C15,C18,C20,C25,C30,C35, GEX16,GEX18,GEX20,GEX25, GEX30,GTX16,GTX18,GTX20s
	<b>4579088</b>	REAR WORK LIGHT LED KIT	12-48	700	C40,C45,C50,C55,C60,C70, C75,C80

Tab. 129: LED Work Light Kits



### 8.5.3 Dual Pedal KIT

#### CLARK DUAL PEDAL KIT



**Part No. 4576664**

- easy to assemble (plug & play)
- no modifications needed
- For:  
GEX16,GEX18,GEX20s,GTX16,GTX18,GTX20,  
GEX20,GEX25,GEX30,GEX40,GEX45,GEX50

Tab. 130: Promo - Dual Pedal Kit



#### **Plug and Play Version**


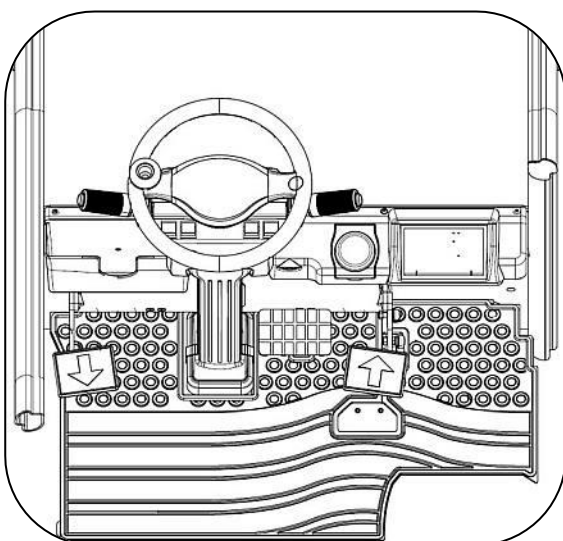
As *Plug and Play* version we are able to offer a dual-pedal-drive-control for our electric machines. This system can also be fitted to already delivered machines without much effort. In addition the standard pedal layout can be quickly re-installed if required. The direction control switch on the steering column will be deactivated if the dual pedal system is fitted.

#### **Order**

The Dual-pedal is a retrofit kit or can be ordered as a pre-installed option at CLARK Europe. Upgrade kits must be ordered through the parts department. Assembly instructions can be downloaded via the CLARK dealer area on our homepage.

#### **Settings**

Individually adjustable - the pedals can be customized - the longitudinal direction and the tilt angle of the pedal are adjustable.




8.5.4 Mirror Kits



Image	Part-No.	Description	Mounting	Used
	1813549	MIRROR KIT	w/o bracket	GEX40,GEX45, GEX50
	1813647	MIRROR KIT	with bracket	GTS20,GTS25,GTS30,GTS33
	4578134	MIRROR KIT	with bracket	GEX45, GEX50
	8046193	MIRROR KIT	w/o bracket	CGC40,CGC/50,CGC/55CGC60CGC70, GEX16,GEX20S,GEX20,GEX/25,GEX/30, GTX16GTX20S
	8450414	MIRROR KIT	with bracket	w/o cab on CMP40,CMP45,CMP50S,CMP50,CMP60, CMP70,CMP75S
	8071604	MIRROR KIT	with bracket	with cab on CMP40,CMP45,CMP50S,CMP50,CMP60, CMP70,CMP75S

Tab. 131: Mirror Kits

### 8.5.5 Rear Hand Grip with Horn Switch Kits



- Increased ergonomics at the driver's seat
- Improved hold during maneuvering

Tab. 132: Rear Hand Grip + Horn Switch Kits

Part No.	Description	Model
1813426	REAR HAND GRIP + HORN SWITCH KIT	C15, C18, C20S
1813518	REAR HAND GRIP + HORN SWITCH KIT	C15, C18, C20, C25, C30, C35
1813556	REAR HAND GRIP + HORN BUTTON KIT	C20C, C25C, C30C, C20, C25, C30
1813519	REAR HAND GRIP + HORN SWITCH KIT	CGC40
8091933	REAR HAND GRIP + HORN SWITCH KIT	CMP40, CMP45, CMP50s
1813520	REAR HAND GRIP + HORN SWITCH KIT	CQ20 , CQ25 , CQ30
8076887	REAR HAND GRIP + HORN SWITCH KIT	ECX20, EXC32
1813521	REAR HAND GRIP + HORN SWITCH KIT	GEX16, GEX18, GEX20, GTX16, GTX18, GTX20
1813522	REAR HAND GRIP + HORN SWITCH KIT	GEX20, GEX25, GEX30
4581214	REAR HAND GRIP + HORN SWITCH KIT	GTS20, GTS25, GTS30, GTS33
8076886	REAR HAND GRIP + HORN SWITCH KIT	TMX13, TMX15s

Tab. 133: Rear Hand Grip with Horn Switch Kits

### 8.5.6 Idle Up Kits



**Note**

The kits are used for idle stabilization when the mast is raised under load, so that the idle speed remains the same and the engine does not stall or go out.

**NOT FOR VEHICLES WITH ELECTRIC THROTTLE VALVE!**

Image	Part-No.	Description	Model	LOT
	4581197	IDLE UP KIT with ELH	C40L,C45L,C50SL,C55SL	9980, 9985
	4581202	IDLE UP KIT w/o ELH	C60LL,C70L,C75L	9987
	4581203	IDLE UP KIT with ELH	C60L,C70L,C75L	9987

Tab. 134: Idle Up Kits

## 8.6 Storage Console Kits



Image	Part No.	Description	Used
	8450117	STORAGE CONSOLE KIT	Universal
	1832289	STORAGE CONSOL KIT	Universal

Tab. 135: Storage Console Kits

# TOTALIFT®



## 9 Service Tools



**Diagnostic Tools**



**Special Tools**

# TOTALIFT®

## 9.1 Diagnostic Tools



Image	Part No.	Description	Info
	4579880	CURTIS HANDSET 1313K-3301 (DEALER)	WSM10(M)/WPX15
	4579313	ZAPI SMART CONSOLE WITH CLARK ADAPTER CABLE	All CLARK Zapi Controllers (Except OMG)
	4579267	ZAPI CAN-BUS INTERFACE KIT (IXXAT) ADAPTER PC CAN	To all trucks with Zapi controller
	4579079	USB TO CAN INTERFACE (IXXAT) Kit with cable for connection between forklift and interface is part no. 4579267	To all trucks with Zapi controller
	8057726	ZAPI PC INTERFACE CABLE WITH SOFTWARE CD	GEX/GTX/PX
	3003652502	EYE PLUS DIAGNOSTIC CABLE WITH SOFTWARE CD	CRT13/14/16/20
	8041365	ZAPI ADAPTER CABLE (EPX/ECX)	ECX, EPX
	472205017	ZAPI ADAPTER CABLE (OMG)	Combi Sem Controller






Image	Part No.	Description	Info
	353103071	ZAPI ADAPTER (OMG)	Combi Sem Controller
	353007023	ZAPI ADAPTER (OMG)	Combi AC0 Controller
	1248488	DIAGNOSTIC SERVICE TOOL (ISUZU)	C20D-C35D/GTS33D
	4579241	LM2-HANDSET MMC PSI CO ADJUSTMENT INCLUDES OBD-II FUNCTION FOR ISUZU 4LE2 DIAGNOSTICS, WITH SOFTWARE	MMC/ PSI/ Isuzu C20D-C35D,GTS33D
	4334168	DIAGNOSTIC CABLE (HYDROSTAT/MEGASTAT) WITH SOFTWARE CD	PH245/365/460
	4578543	DEUTZ SERDIA DIAGNOSTIC TOOL	Deutz Engine C40D-C80D
	4581231	HARDWARE KIT FOR DEUTZ APP	Deutz Engine
	935958	JUNIPER DIAGNOSTIC TOOL WITH SOFTWARE	HMC Engine Non Tier/Tier 4 C15L-C35L
	935957	PSI GCP DISPLAY DIAGNOSTIC TOOL WITH SOFTWARE	MMC/ PSI/ GM 4,3 PSI Tier 4
	934427	USB CAN INTERFACE CABLE (WOODWARD)	C15-C75L/CGC470 Tier 2 & 3
	934428	SOFTWARE PACKAGE (WOODWARD) KRYPT TOKEN	C15-C75L/CGC470 Tier 2 & 3

Tab. 136: Diagnostic Tools



## 9.2 Special Tools

CLARK Unlock Tool Set	
	<p><b>Part No. 4582196</b></p> <p>The unlock tool set contains 13 high quality tools that are especially tailored for wiring harnesses used on all CLARK products. With these tools including a full instruction booklet, connectors can be safely and quickly unlocked. This tool set can be used on more than 400 different contacts.</p> <p><b>14 Unlock Tools in Service Case</b></p> <ul style="list-style-type: none"> <li>- 5 x Fork Tool</li> <li>- 2 x Cylindrical Tool</li> <li>- 5 x Flat Tool</li> <li>- 1 x Insertion tool</li> <li>- 1 x Hook Tool</li> <li>- 1 x Instruction Booklet</li> </ul>
	<div style="display: flex; justify-content: space-around;"> <div style="text-align: center;">  <p>F595 CLARK</p> </div> <div style="text-align: center;">  <p>F450 CLARK</p> </div> </div>

Tab. 137: CLARK Unlock Tool Set



**GREASE GUN for Funnel and Ball Lubricating Nipples**

**Part No. 4581643**



Grease Gun

- incl. hollow mouthpiece for greasing of ball lubricating nipple acc. to DIN 3402
- incl. pointed mouthpiece for greasing of funnel grease nipple acc. to DIN 3405
- Ideal for maintenance work on trucks of the CC-Range



Tab. 138: Stoßfettpresse




Image	Part No.	Description	Info
	<b>1808066</b>	CALIPER – To check the wear of forks	Fork tester
	<b>4582196</b>	CLARK UNLOCK TOOL SET	14 Unlock Tools in Service Case
	<b>4581643</b>	GREASE GUN - for Funnel and Ball Lubricating Nipples	Ideal for maintenance work on warehouse equipment
	<b>4469609</b>	CURVED HOOK TOOL	Cabins
	<b>4469610</b>	WINDSCREEN SEAL FILLER TOOL	Cabins
	<b>935959</b>	HOSE CLIP PLIERS	LPG Hose Clips
	<b>4576403</b>	1/4 INCH BIT SOCKET TS20	PSI Evaporator
	<b>913125</b>	HYDRAULIC QUICK FIT TEST PORT	All CLARK CB Trucks
	<b>4576591</b>	ANALYSIS SET – For damage analysis on high-hourly devices. In order to make statements about the wear condition	Universal

Tab. 139: Special Tools

## 10 Merchandise



Pictures	Part No.	Description
	1250044	MINIATUR MODEL S25D (S-SERIES)
	1807743	MINIATURE MODEL HAND PALLET TRUCK
	1823045	TEAM CAP MESH (BLACK)
	4579744	UMBRELLA
	4576100	KEY HOLDER WITH TROLLY COIN
	4576101	STANDARD BALL PEN

Pictures	Part No.	Description
	4581206	RULER (310x30 mm)
	4581205	NOTE BLOCK ON PALLET (S-SERIES)
	4581210	NOTEBOOK (S-SERIES)
	4581207	CUTTER KNIFE
	4581211	SPIRIT LEVEL
	4581232	TOTALIFT CHAIN WEAR GUIDE

Tab. 140: Merchandise





## 11 Contact

Parts Customer Service

Dr.-Alfred-Herrhausen-Allee 33  
47228 Duisburg/Germany

Tel.: +49 (0)2065 499 13-444

Fax: +49 (0)2065 499 13-888

E-Mail: [parts@clarkmheu.com](mailto:parts@clarkmheu.com)

[www.clarkmheu.com](http://www.clarkmheu.com)



## Index

<b>A</b>		<b>C</b>	
Accessories.....	199	Cabin Options .....	25
Adhesives .....	190	Cabins .....	18
Alarms.....	83	Cabins Level 1 .....	19
AMP Connectors.....	105	Cabins Level 2 .....	20, 21
AMP Serie		Cabins Level 2b .....	22
Econoseal .....	107	Cabins Level 3a .....	23
Fast In – Fast Out .....	112	Cabins Level 4 .....	24
Junior Power Timer.....	116	Carburetor .....	195
Mate-N-Lok .....	114	Caster Wheels .....	65
Micro Quadlock System.....	116	Catalog structure.....	13
Seal.....	106	Category Pictures .....	14
Superseal.....	117	CLARK Aqua-Max.....	144
ANL fuses .....	120	Cleaner .....	191
Attachments .....	216	Cloth Driver Seat Cushions .....	42
		Cloth Driver Seats .....	37
<b>B</b>		Connectors.....	100
Back-Up Alarms.....	84	Consoles .....	233
Ball Bearings CC Range.....	74	Contact.....	242
Basic Manual .....	12	Cylinder Heads .....	183
Basic Navigation and Controls.....	14		
Batteries.....	125	<b>D</b>	
Battery Accessories .....	140	Decals .....	204
Battery Charger IEB Eternity .....	131	Deutsch Connectors .....	101
Battery Chargers.....	128	Diagnostic Tools .....	235
Battery Exchange Table .....	141	Drive Wheels.....	66
Battery Rating 160A.....	135	Driver Seat Accessories.....	38
Battery Rating 175A.....	136	Driver Seat Armrests.....	41
Battery Rating 320A.....	137	Driver Seat Belts .....	39
Battery Rating 350A.....	138	Driver Seat Cushions .....	42
Battery Rating 50A.....	134	Driver Seat Switches.....	43
Battery Sundry .....	133	Driver Seats recommendations .....	31
Battery Water Containers .....	143	Driver’s Seats .....	31
Bearings.....	73	Dual Pedal KIT .....	229
Bearings Ref./ Indication.....	74		
Belts .....	176	<b>E</b>	
Blade type fuses .....	121	Electric .....	82
Block / JASO fuses .....	124	Engine Bonnet Covers.....	26
Bookmarks .....	14	Engine Parts .....	183
Bulbs .....	97		
Buttons.....	15		

<b>F</b>	
Field Kits .....	225
Fork Accessories .....	220
Fork locking mechanisms .....	221
Knob Type .....	223
Lever Type .....	222
Fork Lubrications .....	224
Forks .....	217
Forks ISO/FEM .....	218
Forks Shaft Type .....	219
Fuses .....	119
ANL .....	120
Block / JASO .....	124
Large maxi .....	123
Mid-sized regular fused .....	122
Small mini .....	122
Fuses mid-sized regular .....	122
Fuses small mini .....	122
<b>G</b>	
Greases .....	192
<b>H</b>	
Hand Pallet Trucks .....	44
Hand Pallet Trucks 2,5 t .....	46
Heater Kits .....	27
Horns .....	85
HOT Keys .....	14
<b>I</b>	
Idle Up Kits .....	232
IEB Charger 7,5-8,5 hrs .....	131
IEB WA 5 h .....	131
Interior Lights .....	28
<b>L</b>	
Large maxi fuses .....	123
LED Light Kits .....	227
LED Lights .....	87
LED Rear Combi and Turn Signal Lights .....	91
LED Strobe Lights .....	90
LED Working Lights .....	89
Lift Chains .....	165
Lacing 2x3 .....	166
Lacing 3x4 .....	167
Lacing 4x4 .....	169
Lacing 6x6 .....	171
Lacing 8x8 .....	172
Lights .....	86
Load Wheels .....	69
Lockoff Valves .....	196
Logos .....	205
LPG Accessories .....	212
LPG Maintenance .....	193
LPG Promo Kits .....	215
LPG Repair Kits .....	197
LPG Tank Brackets .....	213
Lubricants .....	192
<b>M</b>	
Maintenance .....	145
Merchandise .....	240
Mirror Kits .....	230
<i>Mirrors</i> .....	25, 200
Models .....	206
Mori 1-Phase for 230-240V (e.g. UK) .....	130
Mori 230 V WA .....	129
Mori 3-Phase for 400-415V .....	130
Mori 400 V WA .....	129
Mori Charger Enersys .....	129
Mori Charger for Enersys Batteries .....	129
Multi-Rib/ Serpentine Belts .....	181
<b>N</b>	
Navigation by Mouse .....	14
<i>Noise Reduction Kits</i> .....	25, 226
Notes/ Indications .....	209
<b>P</b>	
Paint .....	173
Panoramic Mirrors .....	201
Pneumatic (with flap/ tube) .....	62
Promo Picture - Fuses .....	119
<b>R</b>	
Radio Kits .....	28
Rain Covers .....	30
Rear Combi Lights .....	96
Rear Hand Grip with Horn Switch Kits .....	231



Rectangular Mirrors .....	202
Repair Kits .....	185

## S

Scissor Lift Trucks .....	48
Service Kits .....	146
Service Kits for CLARK Diesel Trucks.....	147
Service Kits for CLARK Dual Fuel Trucks .....	154
Service Kits for CLARK Electric Trucks.....	155
Service Kits for CLARK Gasoline Trucks .....	156
Service Kits for CLARK LPG Trucks .....	157
Service Tools .....	234
SISU AXLES .....	175
Solid .....	51
Solid NM with Clip.....	60
Solid NM without Clip.....	58
Solid Non-Marking .....	57
Solid with Clip .....	54
Solid without Clip .....	52
Special Cabin Options .....	29
Special Tools .....	237
Standard Lights.....	92
Steer Axle Kits .....	185
Steer Axle Kits w/o Links .....	186
Steer Axle Kits with Links .....	188
Storage Consoles .....	233
Strobe Lights.....	95

## T

Timing/ Drive Belt Kits.....	182
Timing/ Drive Belts.....	182
TIMKEN Ball Bearings .....	74
TIMKEN Bearing Cones.....	80
TIMKEN Bearing Cups.....	78
TIMKEN Taper Roller Bearings .....	76
Traction Batteries.....	126
Turn Signal Lights .....	96
Tyres .....	50
Tyres, Wheels, Bearings.....	49

## U

United Seats Driver Seats .....	33
---------------------------------	----

## V

V-Belts .....	177
Class 15 .....	178
Class 17 .....	179
Series 4L, AX.....	180
Vinyl/ PVC Driver Seat Cushions.....	42
Vinyl/ PVC Driver Seats .....	35

## W

Wheels .....	64
Working Lights .....	93

